

► **Description**

Exposed, Solar Powered, Sensor Activated Sloan SOLIS™ Model Water Closet Flushometer for floor mounted or wall hung top spud bowls.

► **Flush Cycle**

- 1.28 gpf/4.8 Lpf
- 1.6 gpf/6.0 Lpf

► **Specifications**

- Quiet, Exposed, Diaphragm Type, Chrome Plated Closet Flushometer for either left or right hand supply with the following features:
- Solar Powered. The sensor assembly is powered by a solar cell that will harvest power from artificial indoor light, either incandescent or fluorescent light, and use it as the energy source. The solar cell can provide approximately 100% power with 650 Illuminance (lux).
 - Four (4) Size AA Battery Back-up Power Source
 - "Low Battery" Flashing LED
 - PERMEX™ Synthetic Rubber Diaphragm with twin linear filtered bypass and vortex cleansing action
 - Flex Tube Diaphragm designed for improved life and reduced maintenance
 - ADA Compliant Sloan Solis™ Solar Powered Infrared Sensor for automatic "No Hands" operation
 - Infrared Sensor with Multiple-focused, Lobular Sensing Fields for high and low target detection
 - Latching Solenoid Operator
 - Engineered Metal Cover with replaceable Lens Window
 - User friendly three (3) second Flush Delay
 - Courtesy Flush™ Override Button
 - Infrared Sensor Range Adjustment Screw
 - Initial Set-up Range Indicator Light (first 10 minutes)
 - 1" I.P.S. Screwdriver Bak-Chek® Angle Stop
 - Free Spinning, Vandal Resistant Stop Cap
 - Adjustable Tailpiece
 - High Back Pressure Vacuum Breaker Flush Connection with One-piece Bottom Hex Coupling Nut
 - Spud Coupling and Flange for 1-1/2" Top Spud
 - Sweat Solder Adapter w/Cover Tube and Cast Wall Flange w/Set Screw
 - High Copper, Low Zinc Brass Castings for Dezincification Resistance
 - Fixed Metering Bypass and No External Volume Adjustment to Ensure Water Conservation
 - Flush Accuracy Controlled by CID™ Technology
 - Diaphragm, Stop Seat and Vacuum Breaker molded from PERMEX™ Rubber Compound for Chloramine resistance
 - 100% of the energy used in manufacturing is offset with Renewable Energy Sources – Wind Energy

Valve Body, Tailpiece and Control Stop shall be in conformance with ASTM Alloy Classification for Semi-Red Brass. Valve shall be in compliance with the applicable sections of ASSE 1037, ANSI/ASME A112.19.2 and Military Specification V-29193. Installation conforms to ADA requirements.

► **Special Finishes**

- PB** Polished Brass (PVD Finish)
- GP** Gold Plate (PVD Finish)
- BN** Brushed Nickel (PVD Finish)
- SF** Satin Chrome

See Accessories Section and Sloan SOLIS™ Flushometer Accessories Section of the Sloan catalog for details on these and other Sloan Solis™ Flushometer variations.



Sloan Valve Company is buying renewable energy certificates to meet 100% of the company's purchased electricity use at its Franklin Park, Ill. facility.



► **ADA Compliant**

► **Automatic Operation**

Sloan SOLIS™ Solar powered Flushometers can also be activated via multi-lobular infrared sensor. Sloan's SOLIS™ Solar powered Flushometer is a breakthrough in design and function that transforms light into power. The SOLIS™ Series of Flushometers provide the ultimate in conservation and performance.

► **Manual Operation**

Sloan SOLIS™ Solar powered Flushometers incorporate a intuitive button design for easy manual activation. Straightforward graphics alert user to proper activation. To further educate the user, two (2) instructional wall plates are included with each Sloan Solis™ Flushometer.

► **Functional & Hygienic**

Touchless, sensor operation eliminates the need for user contact to help control the spread of infectious diseases. The Sloan SOLIS™ Solar powered Flushometers is provided with an Override Button to allow a "courtesy flush" for individual user comfort.

► **Warranty**

3 year (limited)



This space for Architect/Engineer approval

Job Name _____ Date _____

Model Specified _____ Quantity _____

Variations Specified _____

Customer/Wholesaler _____

Contractor _____

Architect _____

Solis™

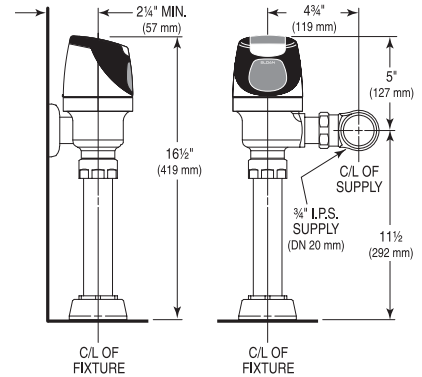
MODEL
8111

Solar Powered Flushometer

- ▶ **Description**
Exposed, Solar Powered, Sensor Activated Sloan SOLIS™ Model Water Closet Flushometer for floor mounted or wall hung top spud bowls.
- ▶ **Flush Cycle**
 - 1.28 gpf/4.8 Lpf
 - 1.6 gpf/6.0 Lpf

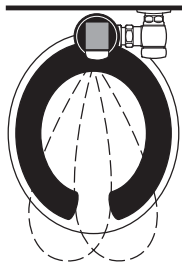
ELECTRICAL SPECIFICATIONS

- ▶ **Control Circuit**
Solid State
6 VDC Input
8 Second Arming Delay
3 Second Flush Delay
- ▶ **Sloan Solis™ Sensor Type**
Active Infrared
- ▶ **Sloan Solis™ Sensor Range**
Nominal 22" - 42" (559 mm - 1067 mm), Adjustable ± 8" (203 mm)
- ▶ **Battery Back Up Type**
(4) AA Alkaline
- ▶ **Battery Life**
6 Years @ 4,000 Flushes/Month
- ▶ **Indicator Lights**
Range Adjustment/Low Battery
- ▶ **Operating Pressure**
15 - 100 psi (104 - 689 kPa)
- ▶ **Sentinel Flush**
Once Every 72 Hours After the Last Flush

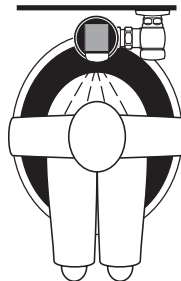


OPERATION

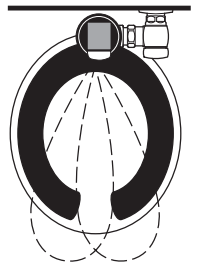
1. A continuous, invisible light beam is emitted from the SOLIS™ Sensor.



2. As the user enters the beam's effective range (15" to 30") the beam is reflected into the SOLIS™ Scanner Window and transformed into a low voltage electrical circuit. Once activated, the Output Circuit continues in a "hold" mode for as long as the user remains within the effective range of the Sensor.

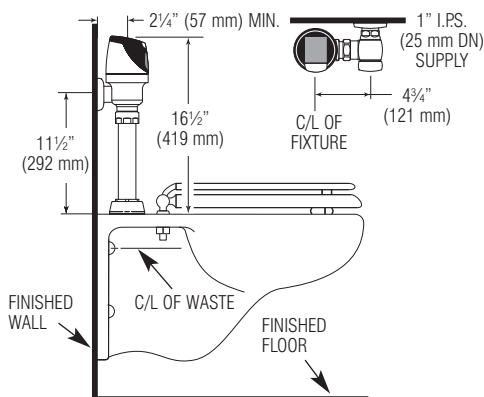


3. When the user steps away from the SOLIS™ Sensor, the Sensor initiates an electrical signal that operates the Solenoid. This initiates the flushing cycle to flush the fixture. The Circuit then automatically resets and is ready for the next user.



VALVE ROUGH-IN

Model 8111



When installing the Sloan Solis™ Flushometer in a handicap stall:

Per the ADA Guidelines (section 604.9.4) it is recommended that the grab bars be split or shifted to the wide side of the stall.

AIR DELIGHTS, INC. • 9974 SW ARCTIC DR. • BEAVERTON, OR. 97005

Phone: 1-800-440-5556 or 1-503-352-1201 • Fax: 1-503-643-8224 • www.airdelights.com