

## For Health Hazard Applications

Job Name \_\_\_\_\_

Contractor \_\_\_\_\_

Job Location \_\_\_\_\_

Approval \_\_\_\_\_

Engineer \_\_\_\_\_

Contractor's P.O. No. \_\_\_\_\_

Approval \_\_\_\_\_

Representative \_\_\_\_\_

# Series 8

## Hose Connection Vacuum Breakers

**Size:** ¾" (20mm) hose thread

Series 8 is a line of unique vacuum breakers specially made to permit the attachment of portable hoses to hose thread faucets. Designed to prevent the flow of contaminated water back into the potable water supply, these devices require no plumbing changes, and screw directly onto a sill cock.

Series 8 can be used on a wide variety of installations, such as service sinks, swimming pools, photo developing tanks, laundry tubs, wash racks, dairy barns, marinas and general outside gardening uses.

### Features

- Brass body (all models except 8P)
- Stainless steel working parts for longevity
- Durable rubber diaphragm and disc for consistent positive seating

### Models

**8A** - Furnished with exclusive "Non-Removable" feature and standardly equipped to allow sill cock to be drained.

**Note:** Device should only be installed on approved sill cocks containing at least four full threads. Non-removable once installed.

**8** - Similar to the 8A except it is furnished without the "Non-Removable" or draining feature. Secured with Allen head set screw.


**8B** - Furnished with break-away set screw to provide a tamper-resistant installation. Standardly equipped to allow sill cock to be drained.

**NF8** - Especially made for wall and yard hydrants. Permits manual draining for freezing conditions.

**8P** - Furnished with exclusive patented "Non-Removable" feature. Standardly equipped to allow sill cock to be drained. Constructed of durable, corrosion-resistant, reinforced thermoplastic. Tamper-proof feature.

**8AC, 8C, 8BC or NF8C** - Same as above but furnished with chrome finish.

**8FR** - With freeze relief feature. Protects the 8FR from freeze damage.



### IMPORTANT NOTE:

**Series 8 is tested and certified under ANSI A112.1.3 (ASSE 1011), which precludes use under continuous pressure.**

**This valve should only be used in areas where spillage of water will not cause damage.**

**Inlet Connection:** ¾" (20mm) standard female hose thread

**Outlet Connection:** ¾" (20mm) standard male hose thread

**Maximum Pressure:** 125psi (8.6 bar)

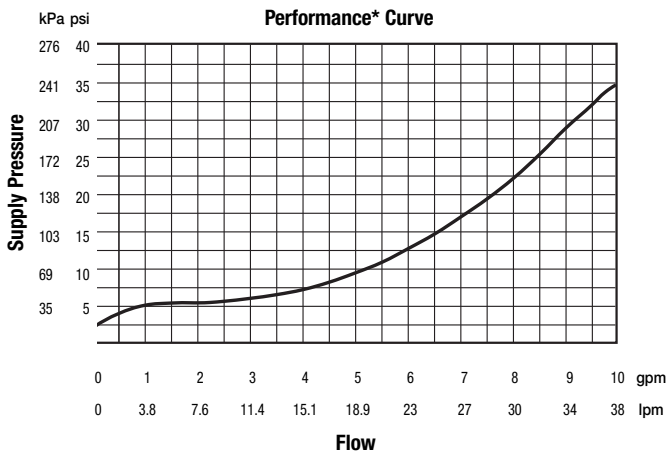
**Maximum Temperature:** 180°F (82°C)

For backflow preventers for tub and shower hand spray sets, request literature ES-S8.

### Specifications

A hose connection type anti-siphon vacuum breaker shall be installed where indicated on the plans to prevent the back-siphonage of contaminated water. This device is not to be used under continuous pressure or where there is a possibility that a backpressure condition may develop. This device shall meet the requirements of ANSI A112.1.3, ASSE Standard 1011. Vacuum breaker shall be a Watts Series 8.

## Capacity



\*Performance as established by an independent testing laboratory.

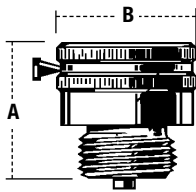
## Approvals



Series 8, 8A, 8B, 8P, 8FR and NF8 are listed by IAPMO.

**IMPORTANT:** Inquire with governing authorities for local installation requirements.

## Dimensions – Weights

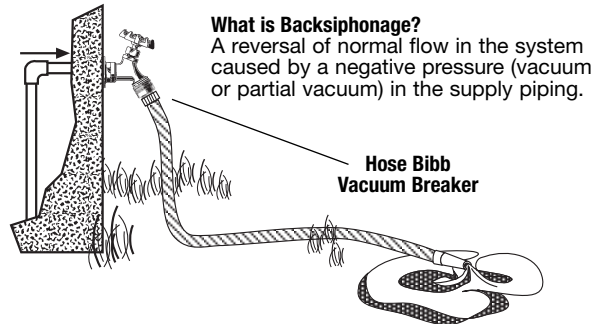
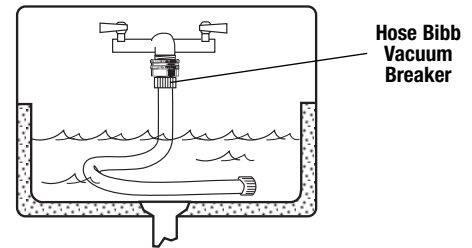


MODEL	SIZE (DN)		DIMENSIONS				WEIGHT	
	in.	mm	A		B		oz.	gm.
8, 8C, 8B, 8BC	3/4 HT	20	1 1/2	38	1 3/8	35	4.0	113.4
8A, 8AC	3/4 HT	20	1 1/2	38	1 1/2	38	4.0	113.4
NF8, NF8C	3/4 HT	20	2	51	1 1/2	38	5.3	151.2
8P	3/4 HT	20	1 3/4	38	1 3/8	35	1.5	42.5
8FR	3/4 HT	20	1 3/4	38	1 3/4	38	7.0	200.0

## Installations

For Inside or Outside Use

Installation - Inside Service Sink

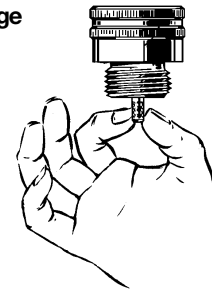


### Drainage Features to Prevent Freezing

Models 8A, 8B, 8FR and 8P hose connection vacuum breakers are constructed to allow sill cocks to be drained. Simply remove hose coupling and lightly pull knurled tip of stem at outlet of valve to allow drainage of collected water.

**Note:** Do not use Models 8, 8A, 8B, 8P, 8FR Hose Bibb Vacuum Breakers on frost-free hydrants. Specify Model NF8.

Do not use where discharge of water is objectionable.



# WATTS®

A Watts Water Technologies Company



ISO 9001-2008  
CERTIFIED

USA: 815 Chestnut St., No. Andover, MA 01845-6098; www.watts.com

Canada: 5435 North Service Rd., Burlington, ONT. L7L 5H7; www.wattscanada.ca