

# For Commercial & Residential Applications

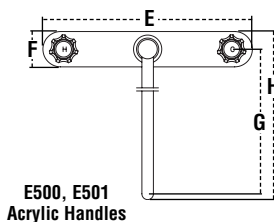
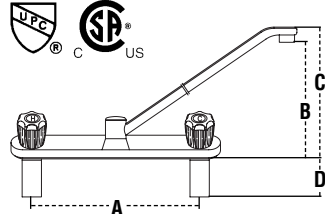
Job Name \_\_\_\_\_  
 Job Location \_\_\_\_\_  
 Engineer \_\_\_\_\_  
 Approval \_\_\_\_\_

Contractor \_\_\_\_\_  
 Approval \_\_\_\_\_  
 Contractor's P.O. No. \_\_\_\_\_  
 Representative \_\_\_\_\_

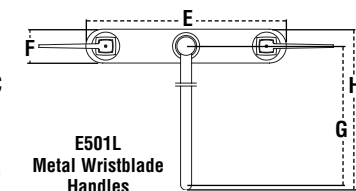
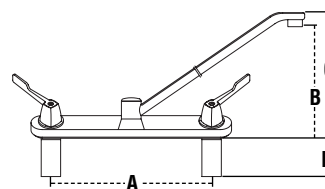
## Series E500 Double Handle Kitchen Faucets

### Features


- Classic European design
- 8" centers
- Washerless cartridge
- Double handle operation
- Available in several handle combinations



**E500, E501  
Acrylic Handles**




**E501L  
Metal Wristblade  
Handles**



**Model E500**



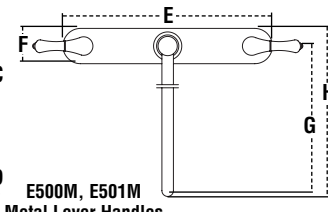
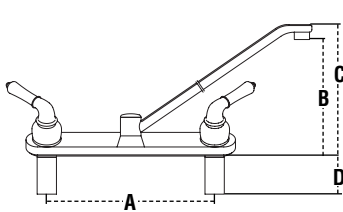
**Model E500M**



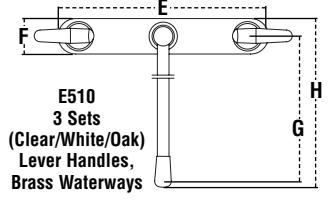
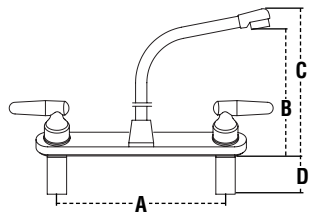
**Model E501L**



**Model E510**



**E500M, E501M  
Metal Lever Handles**



**E510  
3 Sets  
(Clear/White/Oak)  
Lever Handles,  
Brass Waterways**

MODEL	✓ TO SUBMIT	DESCRIPTION	DIMENSIONS															
			A in	A mm	B in	B mm	C in	C mm	D in	D mm	E in	E mm	F in	F mm	G in	G mm	H in	H mm
<b>Less Spray</b>																		
E500		acrylic handles	8	204	4 <sup>5</sup> / <sub>8</sub>	117	5 <sup>5</sup> / <sub>8</sub>	142	2 <sup>3</sup> / <sub>16</sub>	55	10 <sup>3</sup> / <sub>16</sub>	258	2 <sup>1</sup> / <sub>4</sub>	57	7 <sup>7</sup> / <sub>8</sub>	200	8 <sup>11</sup> / <sub>16</sub>	221
E500M		metal lever handles	8	204	4 <sup>5</sup> / <sub>8</sub>	117	5 <sup>5</sup> / <sub>8</sub>	142	2 <sup>3</sup> / <sub>16</sub>	55	10 <sup>3</sup> / <sub>16</sub>	258	2 <sup>1</sup> / <sub>4</sub>	57	7 <sup>7</sup> / <sub>8</sub>	200	8 <sup>11</sup> / <sub>16</sub>	221
<b>With Spray</b>																		
E501		acrylic handles	8	204	4 <sup>5</sup> / <sub>8</sub>	117	5 <sup>5</sup> / <sub>8</sub>	142	2 <sup>3</sup> / <sub>16</sub>	55	10 <sup>3</sup> / <sub>16</sub>	258	2 <sup>1</sup> / <sub>4</sub>	57	7 <sup>7</sup> / <sub>8</sub>	200	8 <sup>11</sup> / <sub>16</sub>	221
E501L		metal wristblade handles	8	204	4 <sup>5</sup> / <sub>8</sub>	117	5 <sup>5</sup> / <sub>8</sub>	142	2 <sup>3</sup> / <sub>16</sub>	55	10 <sup>3</sup> / <sub>16</sub>	258	2 <sup>1</sup> / <sub>4</sub>	57	7 <sup>7</sup> / <sub>8</sub>	200	8 <sup>11</sup> / <sub>16</sub>	221
E501M		metal lever handles	8	204	4 <sup>5</sup> / <sub>8</sub>	117	5 <sup>5</sup> / <sub>8</sub>	142	2 <sup>3</sup> / <sub>16</sub>	55	10 <sup>3</sup> / <sub>16</sub>	258	2 <sup>1</sup> / <sub>4</sub>	57	7 <sup>7</sup> / <sub>8</sub>	200	8 <sup>11</sup> / <sub>16</sub>	221
E510		3 sets (clear/white/oak) lever handles, brass waterways	8	204	10	255	11	280	2 <sup>3</sup> / <sub>16</sub>	55	10 <sup>5</sup> / <sub>16</sub>	260	2 <sup>1</sup> / <sub>4</sub>	57	8 <sup>13</sup> / <sub>16</sub>	224	9 <sup>7</sup> / <sub>8</sub>	251



815 Chestnut Street • N. Andover, MA 01845  
 Tel: 978.688.1811 Fax: 978.794.1848  
 www.wattsbrass-tubular.com

Watts product specifications in U.S. customary units and metric are approximate and are provided for reference only. For precise measurements, please contact Watts Technical Service. Watts reserves the right to change or modify product design, construction, specifications, or materials without prior notice and without incurring any obligation to make such changes and modifications on Watts products previously or subsequently sold.