

INSTALLATION OF GRID STRAINER

Step 1 – Install Grid Strainer

FIGURE 1 – Remove Flange Nut, Slip Washer and Rubber Gasket from the Grid Strainer.

Apply plumber's putty to underside of Grid Strainer flange.

From top of sink, insert Grid Strainer through drain hole of sink.

From beneath sink, install Rubber Gasket (bevel side up), Slip Washer and Flange Nut. Tighten Flange Nut securely.

Step 2 – Determine Length of Outlet Tube

Figures 2 and 3 – From beneath sink, align Outlet Tube with Trap to determine if Outlet Tube needs to be cut. If so, mark Outlet Tube for an approximate 2 inches (51 mm) of engagement into the Trap when installed.

Note: Outlet Tube is 1-1/4" (32 mm) O.D.

Unscrew Outlet Tube from Grid Strainer and cut Outlet Tube to size. Remove any rough edges from where tube was cut.

Apply thread sealant to Outlet Tube and reinstall into Grid Strainer.

Note: Outlet Tube must be removed and thread sealant applied to threads even if cutting the tube is not necessary.

Refer to the OPTIMA Faucet Installation Instructions to complete faucet installation.

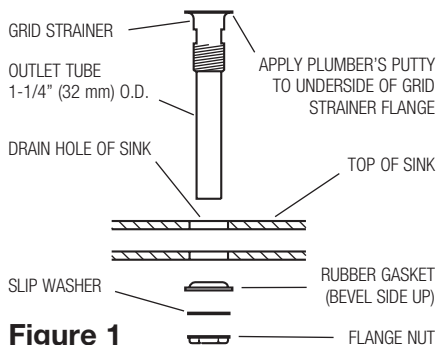


Figure 1

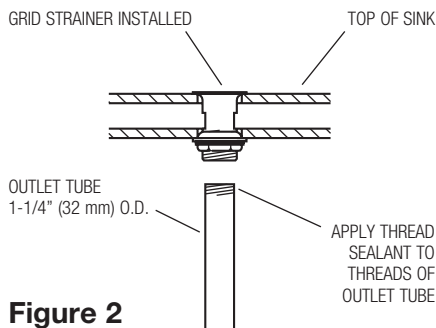


Figure 2

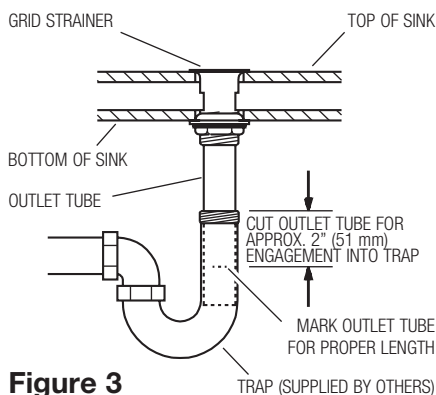
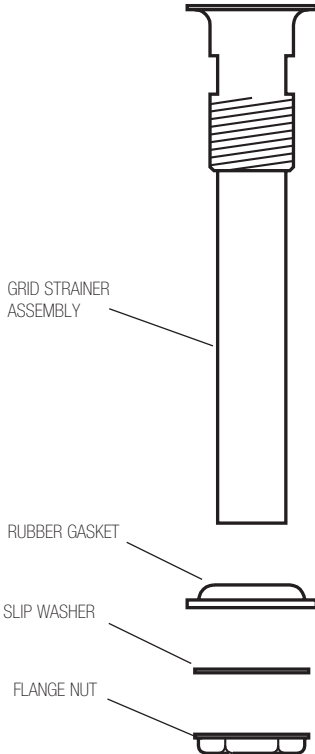


Figure 3



PARTS LIST
ETF-460-A
CODE # 0365036
GRID STRAINER

NOTE: The information contained in this document is subject to change.

LIMITED WARRANTY

Unless otherwise noted, Sloan Valve Company warrants this product, manufactured and sold for commercial or industrial uses, to be free from defects in material and workmanship for a period of three (3) years (one (1) year for special finishes, SF faucets, PWT electronics and 30 days for PWT software) from date of first purchase. During this period, Sloan Valve Company will, at its option, repair, replace, or refund the purchase price of any product which fails to conform with this warranty under normal use and service. This shall be the sole and exclusive remedy under this warranty. Products must be returned to Sloan Valve Company, at customer's cost. No claims will be allowed for labor, transportation or other costs. This warranty extends only to persons or organizations who purchase Sloan Valve Company's products directly from Sloan Valve Company for purpose of resale. This warranty does not cover the life of the batteries.

THERE ARE NO WARRANTIES WHICH EXTEND BEYOND THE DESCRIPTION ON THE FACE HEREOF. IN NO EVENT IS SLOAN VALVE COMPANY RESPONSIBLE FOR ANY CONSEQUENTIAL DAMAGES OF ANY MEASURE WHATSOEVER.