

## CODE NUMBER

3324247

## DESCRIPTION

Plug Adapter Power Supply, Mixer Not Included, Polished Chrome Finish, 0.5 gpm, Multi-Laminar Spray, Infrared Sensor, BASYS® Hardwired-Powered Deck-Mounted Mid Body Faucet.

## DETAILS

- Flow Rate: 0.5 gpm (2 Lpm) (0.5GPM)
- Spray Type: Multi-Laminar (MLM)
- Sensor Type: Infrared (IR)
- Mounting Type: Single Hole
- Power Supply: Plug Adapter (PLG)
- Temperature Mixer: Mixer Not Included
- Finish: Polished Chrome (CP)
- Factory Default Timeout: 10s
- Factory Default GPC: 0.083

## FEATURES

Commercial Grade, ADA Compliant, Electronic, Sensor-Activated, Die-Cast Metal Hand Washing Faucet with the following features:

- One tool service
- All wetted components to be stainless steel, engineered thermoplastic, EPDM, and copper or copper alloy
- Solenoid housed in removable carrier that includes supply strainer
- Integral water supply shut off
- Supply strainer serviceable from above deck
- Vandal resistant spray insert, key housed inside faucet body
- All electronics sealed to IP-165
- Gold plated electrical contacts
- Above deck individual diagnostic indicators for battery life, solenoid condition, and power up mode
- Flexible, high pressure supply hoses, 3/8" compression connections
- Bi-stable magnetic solenoid
- Four (4) "AA" alkaline batteries
- Double infrared sensors with automatic setting feature Includes all mounting hardware
- Line purge mode, eliminates stagnant water
- Adjustable time-outs
- Standard Bowed Crown

## ELECTRICAL SPECIFICATIONS

- Self-Adjustment Range: 1"-6" (25-152mm)
- Sensor Range: 4"-5" (102-127mm)

## VIDEOS

- ▶ BASYS® Faucet Installation and Features
- ▶ BASYS® Faucet Installation Mid Height Model



## COMPLIANCES & CERTIFICATIONS



(ADA Compliant, UL Certified, CEC Compliant, CalGreen Compliant, GPC 0.25 or less, cUPC Low Lead Compliant)

## RECOMMENDED SPECIFICATION

Sloan BASYS model no. EFX-200.\_\_\_\_.\_\_\_\_ double infrared sensor- activated electronic handwashing faucet with battery backup and line purge mode for pre-tempered or hot/cold water supplies. Product to have double infrared sensors with automatic setting feature. Solenoid valve housed in removable carrier that closes water supply upon removal eliminating need to access control stops. Solenoid carrier includes strainer for easy above-deck service. Optional thermostatic mixer complies with ASSE 1070 requirements.

## NOTES

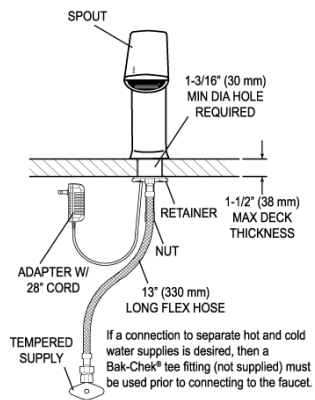
All information contained within this document subject to

## DOWNLOADS

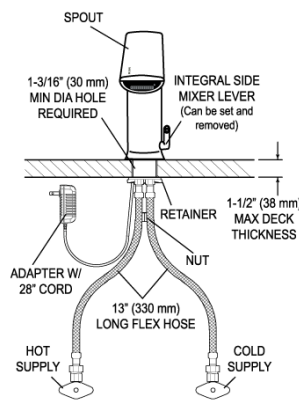
- [EFX 1Xx/2Xx Installation Instructions](#)
- [EFX 1Xx/2Xx \(SP\) Installation Instructions](#)
- [EFX 1Xx/2Xx Caddy Replacement Installation Instructions](#)
- [Trim Plates Repair and Maintenance Guide](#)
- [IR FAQs Repair and Maintenance Guide](#)
- [IR FAQs SP Repair and Maintenance Guide](#)
- [EFX-2XX Repair and Maintenance Guide](#)
- [Additional Downloads](#)

## ROUGH-IN

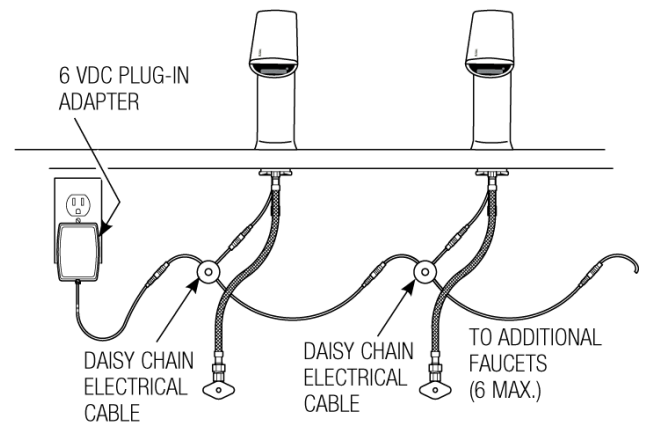
### EFX-200.00X.0X1X Faucet with Single Line Water Supply



### EFX-200.50X.0X1X Faucet with Hot & Cold Water Supply



### Electrical Connection for up to 6 Faucets Can combine up to six (6) faucets using one adapter



change without notice.

Looking for other variations of the EFX-200 product? [View the general spec sheet with all options.](#)

[Find a matching soap dispenser](#) for this faucet.

[Find a compatible sink](#) for this faucet.

## WARRANTY

3 Year