

- Recommended for very high traffic areas.
- Standard Model 2921-W00000 (high impact ABS - white) *Bradex*[®]**
- Standard Model 2921-S00000 (high impact ABS - Silver) *Bradex*[®]**



Product Materials

2921-W Cover: High impact ABS; White. Antimicrobial agent applied to inhibit the growth of mold, mildew and fungus.

2921-S Cover: high impact ABS; Silver. Antimicrobial agent applied to inhibit the growth of mold, mildew and fungus.

Adjustable Motor: thermally protected universal brush type motor operating at 35,000 RPM. High/Low setting options.

Filter: HEPA filter with odor neutralizing tablet reduces contaminants in the air when hand drying.

Sensor Operation: electronic infrared sensor. Automatic shut off after 20 seconds.

Water Reservoir: collects water to prevent water from going on the floor.



LED Display: LED's 1 through 4 flash green while dryer is in operation. LED 5 is solid green when dryer is in standby mode; solid blue when dryer is in operation. LED 6 is unlit during normal operation; flashing red when HEPA filter requires replacement. LED 7 is unlit during normal operation; solid blue when water collection tank needs emptying.

Installation

Verify all rough-in dimensions prior to installation. Hand dryers require a dedicated circuit and must be properly grounded. GFI Circuit protection is recommended. It is recommended that 1 of the 4 mounting anchors is fastened into a wall stud or support. Dryer has a polarized plug eliminating the need for hard wiring. In order to prevent exposure of the electrical cord, Bradley recommends using a recessed outlet box. Bradley's recessed outlet box part number is P10-752.

Guide Specification

Surface-mounted ADA-compliant hand dryer shall have an antimicrobial, high impact ABS cover in white (2921-W) and silver (2921-S). Hand dryer shall have a High/Low adjustable setting motor. Motor shall have a power consumption of 1200 watts powered by a thermally-protected universal brush operating at 35,000 RPM. Dryer shall operate at 76 dB while delivering 85 CFM of air and 335 MPH velocity (29,480 LFM). Dryer shall have a consumption of 10 amps.

Overall dimensions: 26¼"H x 13"W x 9¼"D (667mm x 330mm x 235mm)

Weight: 19.5 lb (8.9 kg)

Operation

Place hands into cavity of dryer. Slowly move hands up and down through air stream until dry. Dryer will stop after hands are removed from cavity.

ADA Compliant

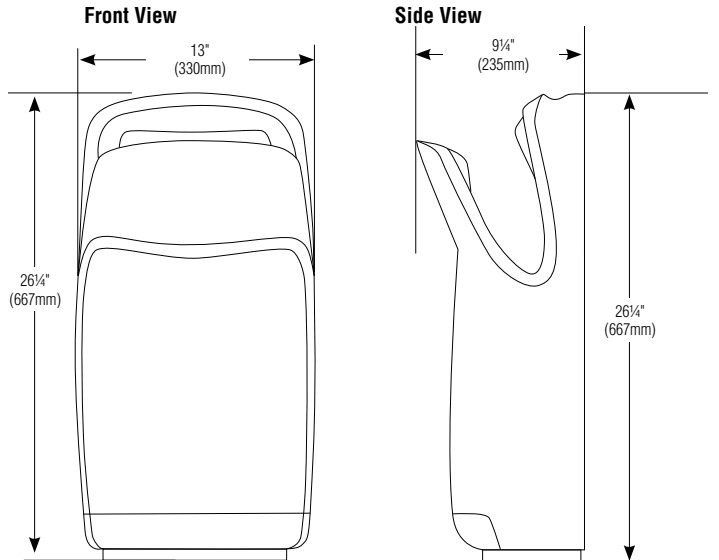
- Consult local and national accessibility codes for proper installation guidelines.
- Conformity and compliance to local and national codes is the responsibility of the installer.

Product Specifications

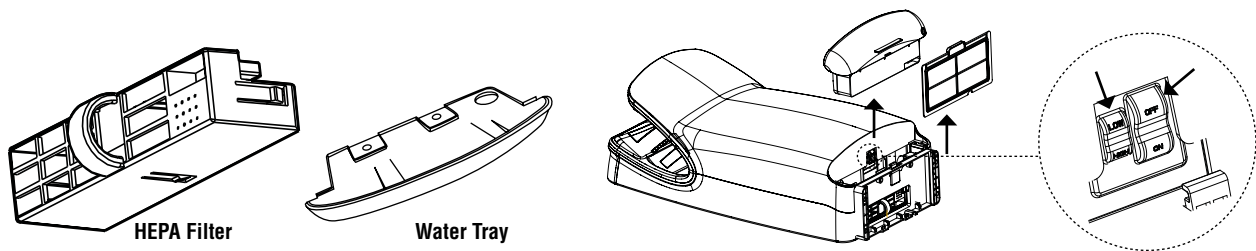
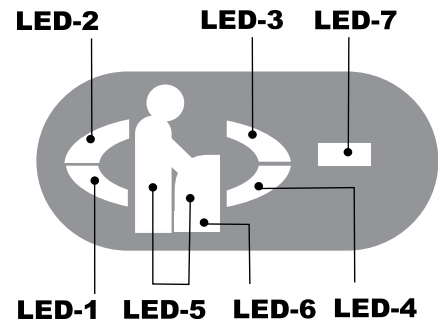
Voltage:	110–120 V	Consumption:	10 A
Nominal power:	1200 W	RPM:	35,000
Airflow:	85 CFM	Airspeed:	29,480 LFM
Noise level:	76 dB	Insulation:	Grounding required
Frequency:	60 Hz	Certificates:	UL 507 / CSA C22.2 (No. 68)
Drying time:	10–12 seconds	Mounting:	Surface. ADA-compliant
Protection level:	IP33		

Orders composed of products indicated as **Bradex**[®] will be available to ship in three days after receipt of order at the factory. There is no pricing penalty for this service from Bradley.

Dimensions



LED Display



Orders composed of products indicated as **Bradex**® will be available to ship in three days after receipt of order at the factory. There is no pricing penalty for this service from Bradley.