

# ELKAY<sup>®</sup>

## SPECIFICATIONS

### Heavy-Duty, 14 Gauge Wall-Mount Water Cooler Vandal-Resistant, Barrier Free Access Models VRCHD8S and VRCHDTL8SC

#### GENERAL

Self-contained, wall hung electric refrigerated water coolers with reliable vandal-resistant design. Constructed in 14 gauge heavy-duty stainless steel with durable satin finish that resists stains and corrosion. The curved profile offers a safe and unobtrusive design. Ideal for applications prone to tampering, such as prisons and educational facilities. Includes the water-efficient, StreamSaver™ bubbler.

#### DESIGN

**Frame:** Galvanized structural steel chassis supports cooler housing.

**Housing:** Heavy-duty 14 gauge stainless steel cabinet with front access panel and integral basin.

**Screened Vents:** Perforated vent screens prevent objects from being inserted into cooler.

**Vandal-Resistant StreamSaver™ Bubbler:** One-piece, heavy-duty, chrome-plated, solid construction. Reduces the flow of water by nearly 40%\* but maintains a steady, satisfying water stream. Keyed into position to prevent rotation.

\*Over average market performance.

**Vandal-Resistant Drain:** Heavy-duty, one-piece construction.

**Vandal-Resistant Pushbutton:** Heavy-duty, self-closing, easy-to-operate. Allows front access stream height adjustment.

**Note** – Flow regulator provides constant stream from 20 to 105 psi water pressure.

#### CAPACITIES CHART\*\*

Model Number	Volts/Hertz	Base Rate	Rated Watts	Full Load Amps
VRCHD8S	115V/60 Hz	8.0	370	4
VRCHDTL8SC	115V/60 Hz	8.0	370	4

\*\*Based on 80°F (27°C) inlet water temperature and 90°F (32°C) ambient.

Rated watts shown are based on operational (run) time, in accordance with A.R.I. Standard 1010 conditions. Specific applications will determine the actual watts consumed per hour. Watts consumed will be based on number of people served per hour (usage), ambient temperatures, and inlet water temperature.

#### COOLING SYSTEM

**Motor Compressor:** Hermetically sealed, reciprocating type, 120 Volt/60 Hz, single phase. Sealed-in lifetime oil supply. Equipped with electric cord and three prong molded rubber plug.

**Condenser:** Fan cooled, copper tube with aluminum fins. Fan motor is permanently lubricated.

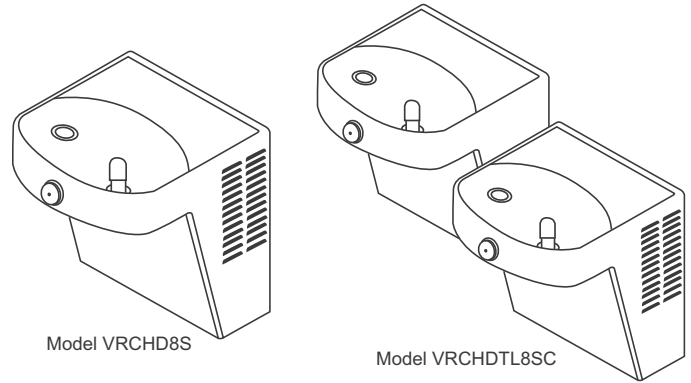
**Cooling Unit:** Stainless steel evaporator with continuous coil of copper tubing. Fully insulated with EPS foam which meets Underwriters Laboratories Inc. requirements for self-extinguishing material. Single unit models designed with a non-pressurized tank which is subject to line pressure only when push button is pressed.

**Refrigerant HFC134a Control:** Accurately calibrated capillary tube for positively trouble-free operation.

**Temperature Control:** Enclosed adjustable thermostat is factory preset. Requires no adjustment other than for altitude requirements. Easily accessible.

#### MODEL ACCESSORIES (Ordered Separately)

WaterSentry® VII Filter Kit - Order as EWF172



Model VRCHD8S

Model VRCHDTL8SC

#### STANDARDS / CERTIFICATIONS



Elkay Electric Air Cooled Water Coolers are listed by Underwriters Laboratories Inc. and comply with both Canadian and U.S. Requirements.

These units comply with A.R.I. Standard 1010.

This cooler is certified by WQA to lead-free compliance including NSF/ANSI 61-ANNEX G, AB 1953.

#### SUGGESTED SPECIFICATION

Self-contained, vandal-resistant pressure water cooler that shall deliver 8.0 gph of water at 50°F (10°C) cooled from 80°F (27°C) inlet water and 90°F (32°C) ambient. Front vandal-resistant push button activation with less than 5 lbs of force. One-piece, vandal-resistant, water-efficient bubbler which operates on 20-105 psi supply line pressure. Shall include front access stream height adjustment. Unit shall be constructed of 14 gauge stainless steel with integral basin. Venting shall include protective screening. Cooling system shall include insulated, tube on stainless steel evaporate tank, R134a refrigerant and calibrated capillary tube for refrigerant control. Shall include adjustable, accessible thermostat. Shall comply with ANSI 117:1 and American with Disabilities Act for both children and adult frontal approach. The manufacturer shall certify the unit to meet the requirements of NSF/ANSI 61, Safe Drinking Water Act and be UL Listed.

Job Name: \_\_\_\_\_

Model: \_\_\_\_\_ Qty: \_\_\_\_\_

Contact: \_\_\_\_\_

Approval Signature: \_\_\_\_\_

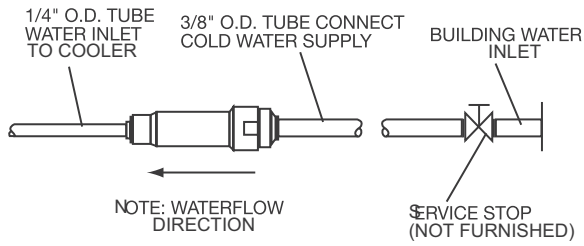
Notes:

In keeping with our policy of continuing product improvement, Elkay reserves the right to change product specifications without notice. Please visit elkayusa.com for most current version of Elkay product specification sheets.

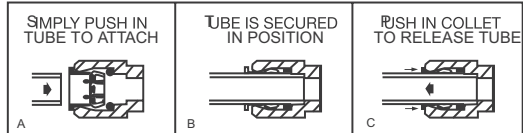
This specification describes as Elkay product with design, quality and functional benefits to the user. When making a comparison of other producers' offerings, be certain these features are not overlooked.

**Heavy-Duty, 14 Gauge Wall-Mount Water Cooler  
Vandal-Resistant, Barrier Free Access  
Model VRCHD8S**

**ELKAY®  
ROUGH-IN DIMENSIONS**



**OPERATION OF QUICK CONNECT FITTINGS**



PUSHING TUBE IN BEFORE PULLING IT OUT HELPS TO RELEASE TUBE

Open space rough-in design permits new installation or replacement of existing fountains and coolers with this Elkay cooler when rough-in is within the outline shown.

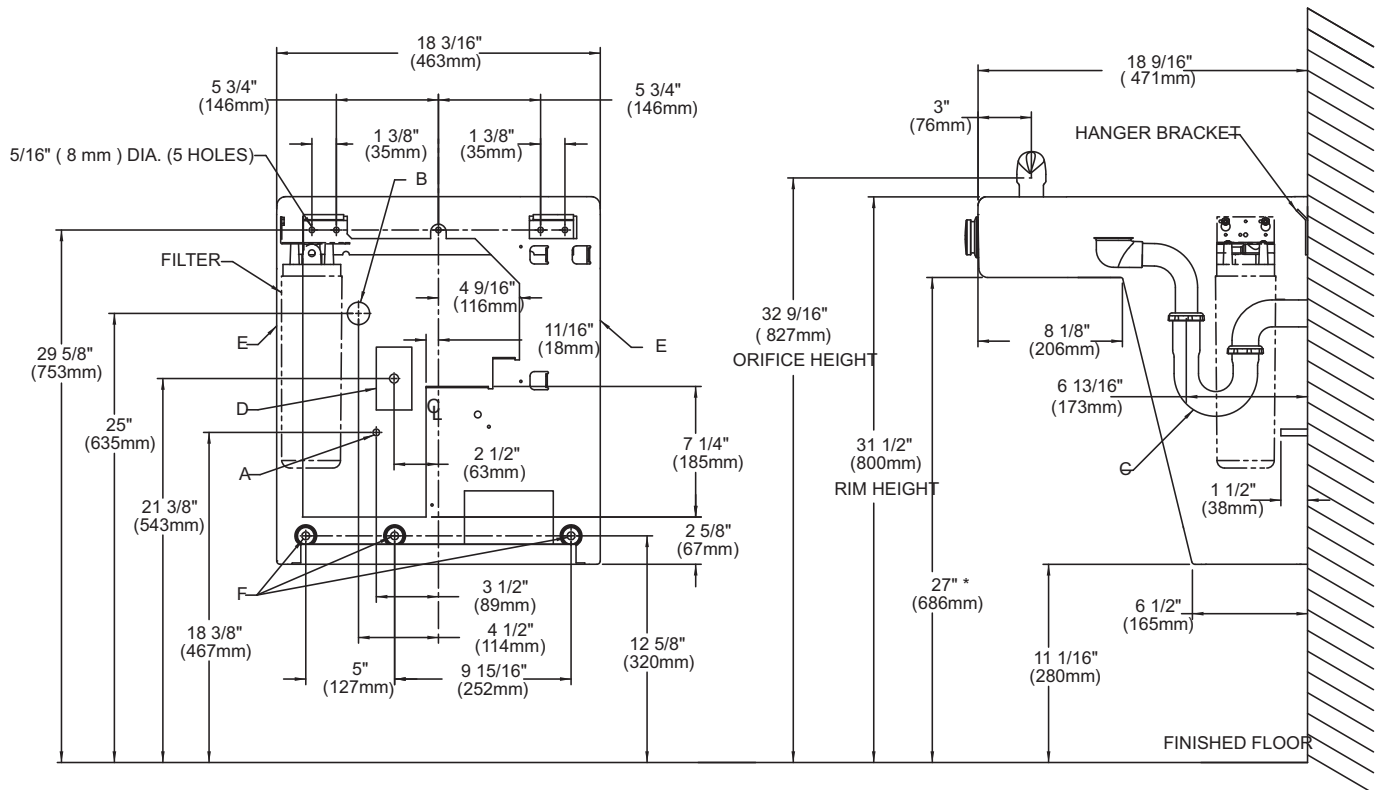
**IMPORTANT!  
INSTALLER PLEASE NOTE:**

This water cooler has been designed and built to provide water to the user which has not been altered by materials in the cooler waterways. The grounding of electrical equipment such as telephone, computers, etc., to water lines is a common procedure. This grounding may be in the building but may also occur away from the building. This grounding can cause electrical feedback into a water cooler creating an electrolysis which creates a metallic taste or causes an increase in the metal content of the water. This condition is avoidable by installing the cooler using the proper materials as shown below.

**NOTICE**

This water cooler must be connected to the water supply using a dielectric coupling. The cooler is furnished with a non-metallic strainer which meets this requirement.

The drain trap which is provided by the installer should also be plastic to completely isolate the cooler from the building plumbing system.



**LEGEND**

- A = RECOMMENDED WATER SUPPLY LOCATION. SHUT OFF VALVE (NOT FURNISHED) TO ACCEPT 3/8" O.D. UNPLATED COPPER TUBE. 3" (76mm) MAXIMUM OUT FROM WALL.
  - B = RECOMMENDED LOCATION FOR WASTE OUTLET 1-1/4" O.D. DRAIN.
  - C = 1-1/4" TRAP NOT FURNISHED
  - D = ELECTRICAL SUPPLY (3) WIRE RECESSED BOX.
  - E = INSURE PROPER VENTILATION BY MAINTAINING 6" (152mm) (MIN.) CLEARANCE FROM CABINET LOUVERS TO WALL.
  - F = 5/16" BOLT HOLES FOR FASTENING UNIT TO WALL.
- \*ADA REQUIREMENT

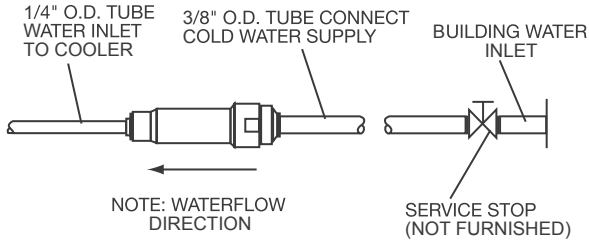
# ELKAY®

## ROUGH-IN DIMENSIONS

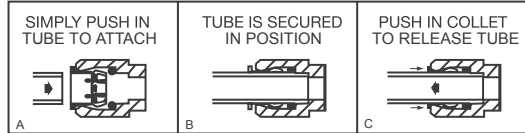
# Heavy-Duty, 14 Gauge Wall-Mount Water Cooler

## Vandal-Resistant, Barrier Free Access

### Model VRCHDTL8SC



### OPERATION OF QUICK CONNECT FITTINGS



PUSHING TUBE IN BEFORE PULLING IT OUT HELPS TO RELEASE TUBE

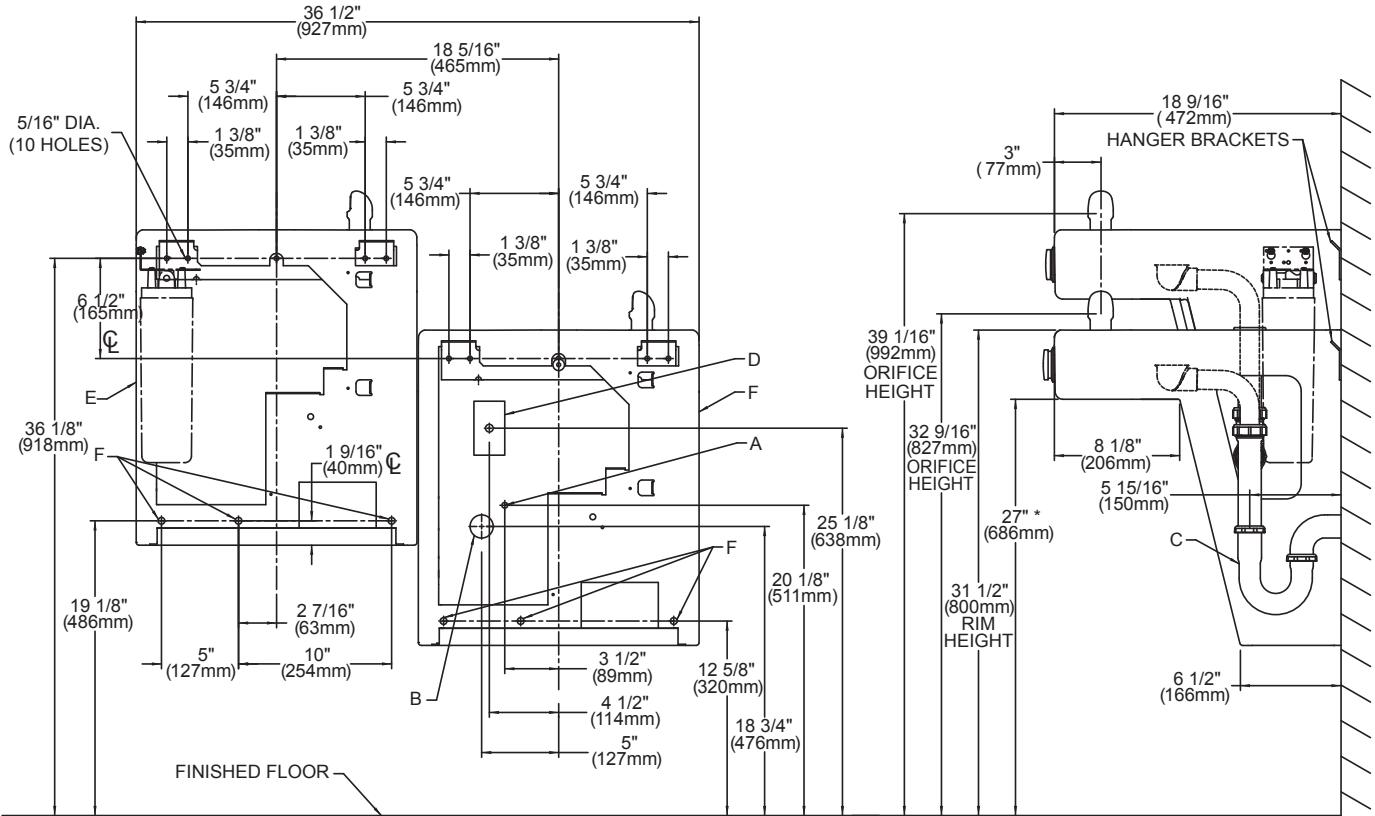
Open space rough-in design permits new installation or replacement of existing fountains and coolers with this Elkay cooler when rough-in is within the outline shown.

### IMPORTANT! INSTALLER PLEASE NOTE:

This water cooler has been designed and built to provide water to the user which has not been altered by materials in the cooler waterways. The grounding of electrical equipment such as telephone, computers, etc., to water lines is a common procedure. This grounding may be in the building but may also occur away from the building. This grounding can cause electrical feedback into a water cooler creating an electrolysis which creates a metallic taste or causes an increase in the metal content of the water. This condition is avoidable by installing the cooler using the proper materials as shown below.

### NOTICE

This water cooler must be connected to the water supply using a dielectric coupling. The cooler is furnished with a non-metallic strainer which meets this requirement. The drain trap which is provided by the installer should also be plastic to completely isolate the cooler from the building plumbing system. Minimum 40 PSI supply line pressure required in special circumstances when both sides of a bi-level are in use simultaneously to ensure adequate stream height.



### LEGEND

- A = RECOMMENDED WATER SUPPLY LOCATION. SHUT OFF VALVE (NOT FURNISHED) TO ACCEPT 3/8" O.D. UNPLATED COPPER TUBE. 3" (76mm) MAXIMUM OUT FROM WALL.
- B = RECOMMENDED LOCATION FOR WASTE OUTLET 1-1/2" O.D. DRAIN.
- C = 1-1/2" TRAP NOT FURNISHED
- D = ELECTRICAL SUPPLY (3) WIRE RECESSED BOX.
- E = INSURE PROPER VENTILATION BY MAINTAINING 6" (152mm) (MIN.) CLEARANCE FROM CABINET LOUVERS TO WALL.
- F = 5/16" BOLT HOLES FOR FASTENING UNIT TO WALL.

\*ADA REQUIREMENT