

- Exceeds American National Standard Z358.1 Specifications
- Exceeds European EN 15154-1
- Easily Mounts to Wall
- Galvanized Steel Protected with BradTect® Safety Yellow Coating
- Universal Identification Sign and Inspection Tag Included
- Full, One-Year Warranty
- SpinTec™ showerheads are covered by one or more of the following patents: 8113446; D594,089; D669,555; Reg. Comm. Des. D001079560-0001. Other patents pending.
- Classified by Underwriters Laboratory Inc. to ANSI Z358.1
- Listed by Intertek to EN 15154-1

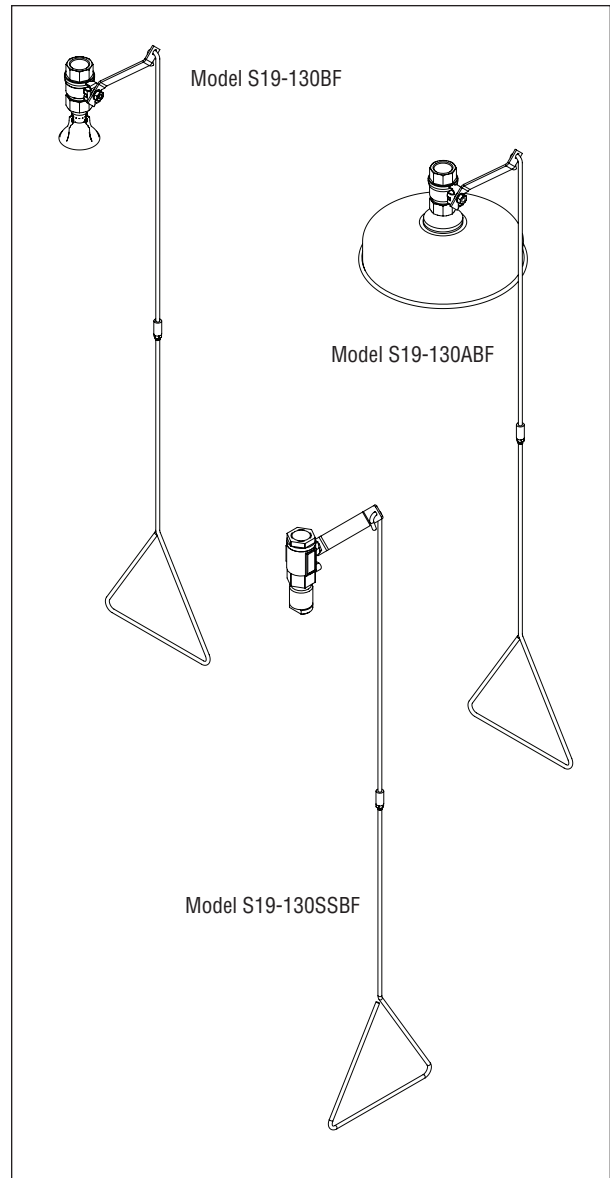


Specifications

Barrier-Free design makes this drench shower unit fully accessible to people with physical disabilities. Bradley meets accessibility codes by ensuring proper placement of shower heads and extended pull rods. Unit saves space and fits easily into any work environment. Shower valve operates quickly by an extended pull rod with a triangular handle.

- Drench shower is designed to accommodate standard 8' ceiling height. ANSI Z358.1 compliant drench showers are mounted between 82"-96" from the lower edge of the showerhead or shroud to the floor.
- This plumbing fixture is not intended to dispense water for human consumption through drinking or for preparation of food or beverages.

Model	Description
<input type="checkbox"/> S19-130BF	Barrier Free Drench Shower w/Vertical Supply - Plastic Showerhead
<input type="checkbox"/> S19-130ABF	Barrier Free Drench Shower w/Vertical Supply - Plastic Showerhead with Stainless Steel Shroud
<input type="checkbox"/> S19-130SSBF	Barrier Free Drench Shower w/Vertical Supply - All-Stainless Steel Fixture
<input type="checkbox"/> S19-2100	Navigator EFX25 - Emergency Thermostatic Mixing Valve



Recommended Option:
 Navigator S19-2100 EFX25
 Emergency Thermostatic Mixing Valve

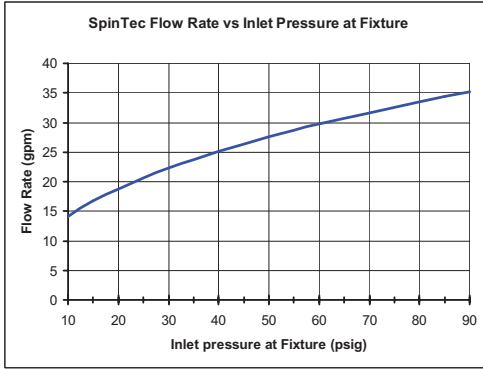
NAVIGATOR

Satisfies ANSI Z358.1 tepid water requirements.

Standard Equipment

SpinTec™ Showerhead

Standard showerhead is 3.1" (78.7mm) diameter highly visible yellow impact-resistant plastic (Model S19-130ABF includes a 10³/₄" [273mm] diameter corrosion-resistant stainless steel shroud). High performance corrosion-resistant stainless steel showerhead measures 1-1/2" (38mm) in diameter (Model S19-130SSBF only). SpinTec drench showerhead features integral 22 GPM (83.3 L) flow control, conserving water and helping to accurately size your tepid water system.



Valve

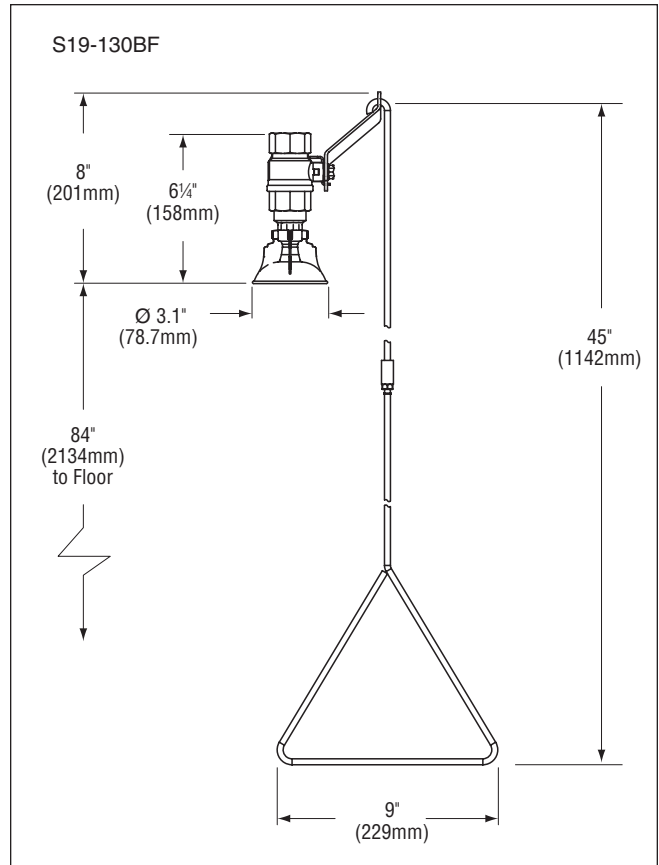
Chrome-plated brass 1" NPT stay-open ball valve, operated by stainless steel pull rod with triangular handle. Model S19-130SSBF is all stainless steel.

Pipe and Fittings

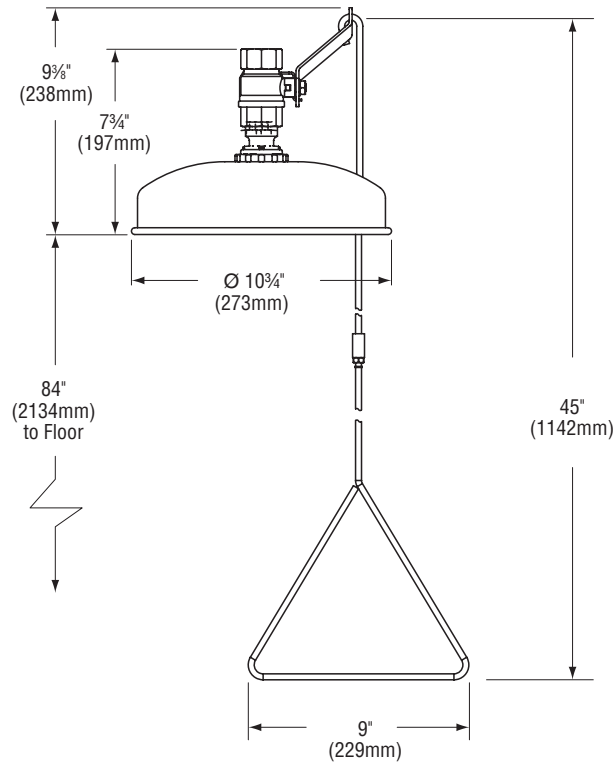
Galvanized steel with BradTect® safety yellow coating. S19-130SSBF is all stainless steel.

Water Supply

1" NPT Vertical.



S19-130ABF



S19-130SSBF

