

AutoFlush® Clamp

with Visual Indicators (LED's)

Fits Sloan and Zurn
Flush Handles

401804 Urinal-Chrome
401805 Toilet-Chrome

Case Pack: 6
Case Weight: 13 lbs.
Case Cube: 1.07

Retrofit Automatic Flushing Unit

TC's new AutoFlush® Clamp fits on and automates your manual flush handle ensuring toilets and urinals are always flushed, odor free and presentable. TC's innovative patented technology equates to guaranteed reliable performance. Automate your flush handle in seconds.

The AutoFlush® Clamp is the easiest and most cost effective way to gain the benefits of an automatic flushing system—No more unflushed fixtures, foul odors, and valve damage from handle kicking.

New Improved Design

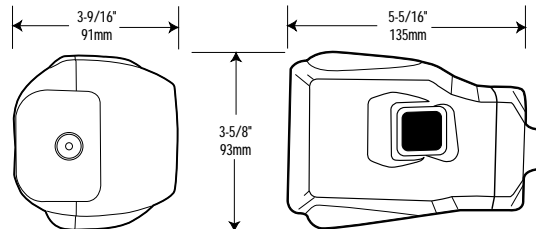
New angled sensor allows for user detection even with the toilet seat in the raised position.

Smart Technology

The AutoFlush® Clamp infrared *Object Lock Technology* ensures dependable activation flushing like no other system today. The use of cam gears instead of solenoid valves provides dependable trouble-free operation.

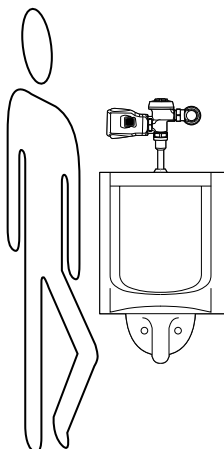
Easy 1 Minute Retrofit

No water shut off required. It is so simple anyone can do it, in three simple steps. One, slide the AutoFlush® Clamp on existing handle. Two, secure the mounting clamp (two screws) and three, insert batteries and replace the AutoFlush® Clamp cover.

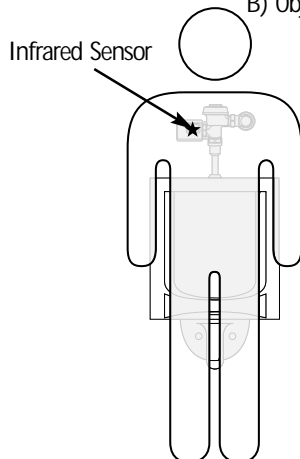


SANITARY TOUCH-FREE OPERATION

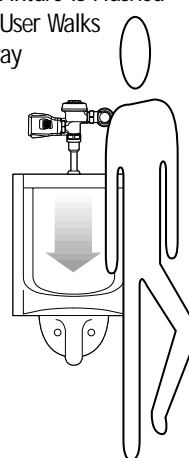
A) User Approaches

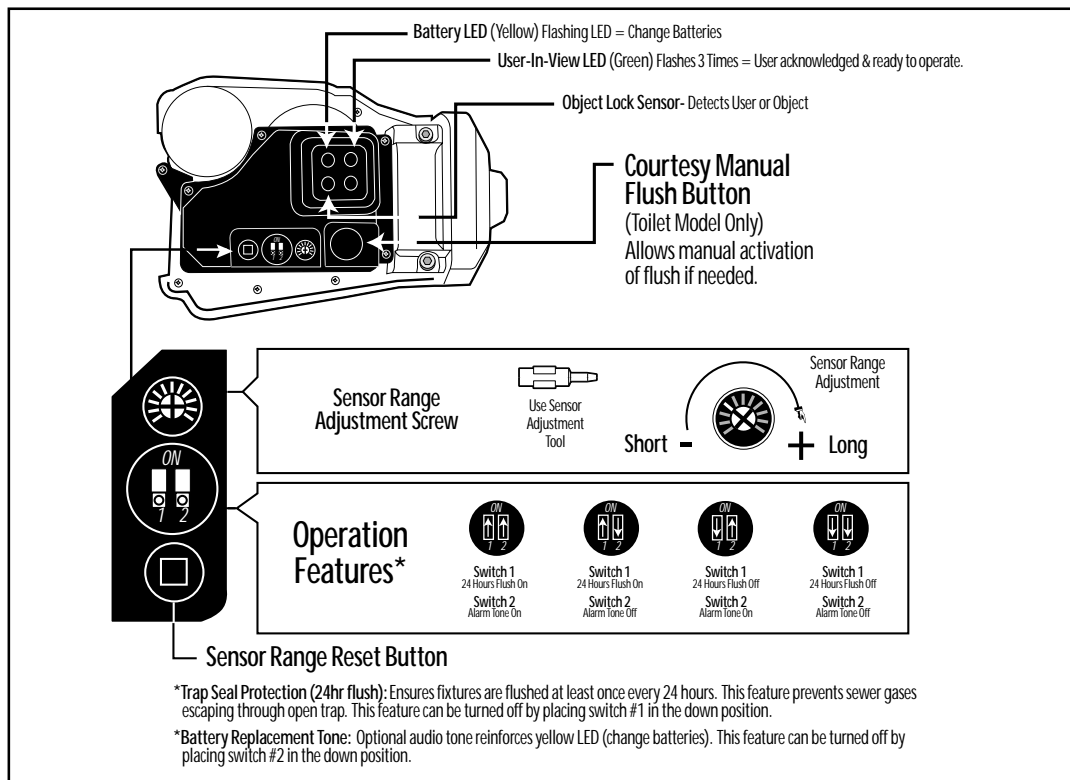


B) Object Lock
Infrared
Senses
User



C) Fixture is Flushed
as User Walks
Away





Specifications

Product:

AutoFlush® Clamp unit fits right-hand or left-hand flush handles.

Trap Seal Protection (24hr flush):

Ensures fixtures are flushed at least once every 24 hours. This feature prevents sewer gases escaping through open trap. This feature can be turned off by placing switch #1 in the down position.

Valve Type:

Fits to all Sloan Royal and Zurn flush handles. Adaptable for both left and right hand supply. Works with toilets & urinals.

Flush Volume:

Operates with any flush volume cycle.

Power Supply:

4 C-Cell alkaline batteries - Included! Average 3+ years battery life under normal operation.

Sensor Type:

Infrared convergence type object lock detection. Adjustable range: 8" to 48." (32" factory set)

Angled Sensor:

Allows user detection when toilet seat is raised.

User In View L.E.D.:

Green light flashes 3 times when user is detected for 5 seconds.

Battery Replacement L.E.D.:

Yellow light flashes when batteries are low.

Battery Replacement Tone:

Optional audio tone reinforces yellow LED (change batteries). This feature can be turned off by placing switch #2 in the down position.

Retrofit Time:

Easy 1 minute retrofit. Water does not need to be shut off.

Compliance:

Designed to meet A.D.A. requirements.

Warranty:

3 years against defects in parts and workmanship. Successfully tested for over 1 million flushes!

High Mount Flush Valves:

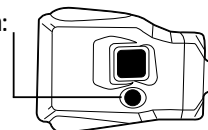
Rotate AutoFlush® Clamp unit down 27.5°.

Allen Wrench:

3mm / 1/8" Allen wrench - Included.

Courtesy Manual Flush:

Toilet model only.



Air Delights

www.airdelights.com

P.O. Box 91424

Portland, OR 97291

Toll Free: 1-800-440-5556

Fax: 503-643-8224