

For Commercial and Residential Applications

Job Name _____

Contractor _____

Job Location _____

Approval _____

Engineer _____

Contractor's P.O. No. _____

Approval _____

Representative _____

LEAD FREE*

Series LFCFC-S Braided Stainless Steel Water Supply Connectors for Faucets

Sizes: 3/8" to 1/2" (10 to 15mm)

Series LFCFC-S Braided Stainless Steel Water Supply Connectors for Faucets are used in residential and commercial applications, specifically for hookups to the faucet water supply. These connectors provide protection from vibration and bursting under extreme pressure surges. Series LFCFC-S connectors consist of PVC tubing jacketed with braided stainless steel. Various end connections are available. The LFCFC-S features Lead Free* construction to comply with Lead Free* installation requirements.

Features

- Available in lengths: 12", 16", 20", 24", 30", 36", 48", 60", and 72" (300, 400, 500, 600, 760, 900, 1200, 1500, 1800mm)
- Tubing
 - PVC body
 - Braided stainless steel jacket
- Brass compression end fittings and barbs
- Convenient for difficult installations
- NSF 61 approved hoses for safer drinking water
- No tube cutting or pending
- No soldering
- No extra adapters, fittings or couplings required

Approvals

Hoses are NSF 61 approved for safer drinking water

Standards

NSF and UPC Listed



Pressure-Temperature

Maximum Working Pressure: 125psi (8.6 bar)

Maximum Temperature: 180°F (82°C)

*The wetted surface of this product contacted by consumable water contains less than one quarter of one percent (0.25%) of lead by weight.



CFC-S-CC

Models

- CFC-S-CC** - Both ends of the flexible connector are supplied with plated, solid brass nut compression end fittings for connection to supply stop valves and faucets.
- LFCFC-S-CC** - Both ends of the flexible connector are supplied with plated, solid Lead Free* brass nut compression end fittings for connection to supply stop valves and faucets.
- CFC-S-CF** - One end of the flexible connector is supplied with a plated, solid brass compression end fitting for connection to a supply stop valve. The other end is supplied with a plated, solid brass female iron pipe thread fitting.
- LFCFC-S-CF** - One end of the flexible connector is supplied with a plated, solid Lead Free* brass compression end fitting for connection to a supply stop valve. The other end is supplied with a plated, solid Lead Free* brass female iron pipe thread fitting.
- CFC-S-FF** - Both ends of the flexible connector are supplied with a plated, solid brass female iron pipe thread fittings.
- LFCFC-S-FF** - Both ends of the flexible connector are supplied with a plated, solid Lead Free* brass female iron pipe thread fittings.
- CFC-S-TF** - One end of the flexible connector is supplied with a plated, solid brass female iron pipe thread fitting. The other end with a plated, solid brass fine thread female iron pipe fitting.
- LFCFC-S-TF** - One end of the flexible connector is supplied with a plated, solid Lead Free* brass female iron pipe thread fitting. The other end with a plated, solid Lead Free* brass fine thread female iron pipe fitting.

Materials

Tubing:





Body: PVC

Jacket: Stainless steel

Fittings: Brass or Lead Free* Brass

Watts product specifications in U.S. customary units and metric are approximate and are provided for reference only. For precise measurements, please contact Watts Technical Service. Watts reserves the right to change or modify product design, construction, specifications, or materials without prior notice and without incurring any obligation to make such changes and modifications on Watts products previously or subsequently sold.

Dimensions



PRODUCT NO.	SIZE	INDIVIDUAL WGT. (LBS.)
LFCFC-S-CC	$\frac{3}{8}$ " x $\frac{3}{8}$ " x 12"	0.12
LFCFC-S-CC	$\frac{3}{8}$ " x $\frac{3}{8}$ " x 16"	0.18
LFCFC-S-CC	$\frac{3}{8}$ " x $\frac{3}{8}$ " x 20"	0.20
LFCFC-S-CC	$\frac{3}{8}$ " x $\frac{3}{8}$ " x 24"	0.24
CFC-S-CC	$\frac{3}{8}$ " x $\frac{3}{8}$ " x 30"	0.75
CFC-S-CC	$\frac{3}{8}$ " x $\frac{3}{8}$ " x 36"	0.90
CFC-S-CC	$\frac{3}{8}$ " x $\frac{3}{8}$ " x 48"	1.20
CFC-S-CC	$\frac{3}{8}$ " x $\frac{3}{8}$ " x 60"	1.50
CFC-S-CC	$\frac{3}{8}$ " x $\frac{3}{8}$ " x 72"	1.80
LFCFC-S-CF	$\frac{1}{2}$ " x $\frac{1}{2}$ " x 12"	0.12
LFCFC-S-CF	$\frac{1}{2}$ " x $\frac{1}{2}$ " x 16"	0.16
LFCFC-S-CF	$\frac{1}{2}$ " x $\frac{1}{2}$ " x 20"	0.20
LFCFC-S-CF	$\frac{1}{2}$ " x $\frac{1}{2}$ " x 24"	0.24
CFC-S-CF	$\frac{1}{2}$ " x $\frac{1}{2}$ " x 30"	0.75
CFC-S-CF	$\frac{1}{2}$ " x $\frac{1}{2}$ " x 36"	0.90
CFC-S-CF	$\frac{1}{2}$ " x $\frac{1}{2}$ " x 48"	1.20
CFC-S-CF	$\frac{1}{2}$ " x $\frac{1}{2}$ " x 60"	1.50
CFC-S-CF	$\frac{1}{2}$ " x $\frac{1}{2}$ " x 72"	1.80
LFCFC-S-CF	$\frac{3}{8}$ " x $\frac{1}{2}$ " x 12"	0.16
LFCFC-S-CF	$\frac{3}{8}$ " x $\frac{1}{2}$ " x 16"	0.16
LFCFC-S-CF	$\frac{3}{8}$ " x $\frac{1}{2}$ " x 20"	0.20
LFCFC-S-CF	$\frac{3}{8}$ " x $\frac{1}{2}$ " x 24"	0.24
CFC-S-CF	$\frac{3}{8}$ " x $\frac{1}{2}$ " x 30"	0.75
CFC-S-CF	$\frac{3}{8}$ " x $\frac{1}{2}$ " x 36"	0.90
CFC-S-CF	$\frac{3}{8}$ " x $\frac{1}{2}$ " x 48"	1.20
CFC-S-CF	$\frac{3}{8}$ " x $\frac{1}{2}$ " x 60"	1.50
CFC-S-CF	$\frac{3}{8}$ " x $\frac{1}{2}$ " x 72"	1.80

PRODUCT NO.	SIZE	INDIVIDUAL WGT. (LBS.)
LFCFC-S-CC	$\frac{7}{16}$ " x $\frac{1}{2}$ " x 12"	0.12
LFCFC-S-CC	$\frac{7}{16}$ " x $\frac{1}{2}$ " x 16"	0.16
LFCFC-S-CC	$\frac{7}{16}$ " x $\frac{1}{2}$ " x 20"	0.20
LFCFC-S-CC	$\frac{7}{16}$ " x $\frac{1}{2}$ " x 24"	0.24
CFC-S-CC	$\frac{7}{16}$ " x $\frac{1}{2}$ " x 30"	0.75
CFC-S-CC	$\frac{7}{16}$ " x $\frac{1}{2}$ " x 36"	0.90
LFCFC-S-FF	$\frac{1}{2}$ " x $\frac{1}{2}$ " x 12"	0.12
LFCFC-S-FF	$\frac{1}{2}$ " x $\frac{1}{2}$ " x 16"	0.16
LFCFC-S-FF	$\frac{1}{2}$ " x $\frac{1}{2}$ " x 20"	0.20
LFCFC-S-FF	$\frac{1}{2}$ " x $\frac{1}{2}$ " x 24"	0.24
CFC-S-FF	$\frac{1}{2}$ " x $\frac{1}{2}$ " x 30"	0.75
CFC-S-FF	$\frac{1}{2}$ " x $\frac{1}{2}$ " x 36"	0.90
CFC-S-FF	$\frac{1}{2}$ " x $\frac{1}{2}$ " x 48"	1.20
CFC-S-FF	$\frac{1}{2}$ " x $\frac{1}{2}$ " x 60"	1.50
CFC-S-FF	$\frac{1}{2}$ " x $\frac{1}{2}$ " x 72"	1.80
LFCFC-S-TF	$\frac{1}{2}$ " x $\frac{1}{2}$ " x 12"	0.12
LFCFC-S-TF	$\frac{1}{2}$ " x $\frac{1}{2}$ " x 16"	0.16
LFCFC-S-TF	$\frac{1}{2}$ " x $\frac{1}{2}$ " x 20"	0.20
LFCFC-S-TF	$\frac{1}{2}$ " x $\frac{1}{2}$ " x 24"	0.24
CFC-S-TF	$\frac{1}{2}$ " x $\frac{1}{2}$ " x 30"	0.75
CFC-S-TF	$\frac{1}{2}$ " x $\frac{1}{2}$ " x 36"	0.90
CFC-S-TF	$\frac{1}{2}$ " x $\frac{1}{2}$ " x 48"	1.20
CFC-S-TF	$\frac{1}{2}$ " x $\frac{1}{2}$ " x 60"	1.50
CFC-S-TF	$\frac{1}{2}$ " x $\frac{1}{2}$ " x 72"	1.80
LFCFC-S-TF	$\frac{3}{8}$ " x $\frac{1}{2}$ " x 12"	0.12
LFCFC-S-TF	$\frac{3}{8}$ " x $\frac{1}{2}$ " x 16"	0.16
LFCFC-S-TF	$\frac{3}{8}$ " x $\frac{1}{2}$ " x 20"	0.20
LFCFC-S-TF	$\frac{3}{8}$ " x $\frac{1}{2}$ " x 24"	0.24
CFC-S-TF	$\frac{3}{8}$ " x $\frac{1}{2}$ " x 30"	0.75
CFC-S-TF	$\frac{3}{8}$ " x $\frac{1}{2}$ " x 36"	0.90
CFC-S-TF	$\frac{3}{8}$ " x $\frac{1}{2}$ " x 48"	1.20
CFC-S-TF	$\frac{3}{8}$ " x $\frac{1}{2}$ " x 60"	1.50
CFC-S-TF	$\frac{3}{8}$ " x $\frac{1}{2}$ " x 72"	1.80



A Watts Water Technologies Company

ES-LFCFC-S 0940



USA: 815 Chestnut St., No. Andover, MA 01845-6098; www.watts.com
 Canada: 5435 North Service Rd., Burlington, ONT. L7L 5H7; www.wattscanada.ca

© 2009 Watts