

For Commercial and Residential Applications

Job Name _____

Contractor _____

Job Location _____

Approval _____

Engineer _____

Contractor's P.O. No. _____

Approval _____

Representative _____

Series CWH-S

Flexible Braided Stainless Steel Water Supply Connectors for Water Heaters

Sizes: 5/8" to 7/8" (16 to 22mm)

Series CWH-S Flexible Braided Stainless Steel Water Supply Connectors for Water Heaters are used in residential and commercial applications, specifically for water heater hookups. These connectors provide full flow capacity and protection from vibration and bursting under pressure surges and seismic activity. Series CWH-S connectors consist of Santoprene tubing jacketed with braided stainless steel, and permanently attached, brass, compression end fittings. Various end connections are available.

Features

- Available in lengths: 12", 15", 18", 24", 36", 48", and 60" (300, 375, 450, 600, 900, 1500mm)
- Tubing
 - Santoprene body
 - Braided stainless steel jacket
- Brass compression end fittings
- NSF61 approved hoses for safer drinking water
- No tube cutting or bending
- No soldering
- No extra adapters, fittings, or couplings required

Standards

NSF Listed



UPC Listed

Approvals

Hoses are NSF61 approved for safer drinking water

Pressure-Temperature

Maximum Working Pressure: 125psi (8.6 bar)

Maximum Temperature: 180°F (82°C)



CWH-S-AA-L

Models

- CWH-S-FF-L** - Supplied with standard brass female iron pipe thread fittings at each end of the flexible connector.
- CWH-S-AF-L** - Supplied with one end connector as described above and one unique compression end fitting which features a captured ferrule to prevent misalignment between the tube and ferrule during installation of the connector.
- CWH-S-AA-L** - Supplied with unique compression end fitting as described above at each end of the flexible connector.
- CWH-S-FM-L** - Supplied with a standard brass female iron pipe thread fitting at one end and a male iron pipe thread fitting at the other end of the flexible connector.
- CWH-S-AM-L** - Supplied with a standard brass male iron pipe thread fitting at one end and a unique compression end fitting which features a captured ferrule to prevent misalignment between the tube and ferrule during installation of the connector at the other end of the flexible connector.

Materials

Tubing:

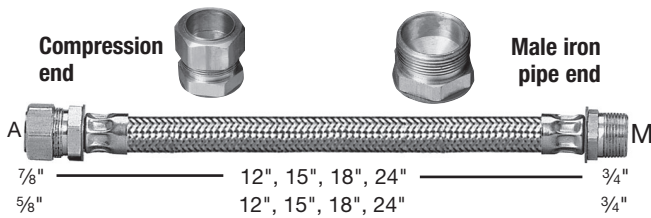


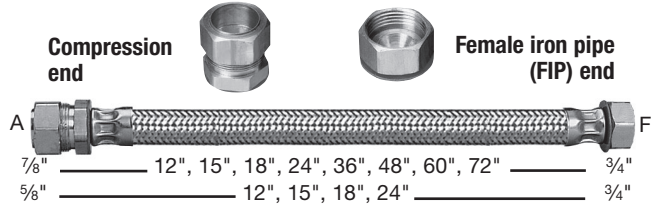

Body: PVC

Jacket: Stainless steel

Fittings: Brass

WATTS®

Dimensions



PRODUCT NO.	SIZE	INDIVIDUAL WGT. (LBS.)
CWH-S-FF-L	3/4" x 3/4" x 12"	0.50
CWH-S-FF-L	3/4" x 3/4" x 15"	0.70
CWH-S-FF-L	3/4" x 3/4" x 18"	0.90
CWH-S-FF-L	3/4" x 3/4" x 24"	1.30
CWH-S-FF-L	3/4" x 3/4" x 36"	2.10
CWH-S-FF-L	3/4" x 3/4" x 48"	2.90
CWH-S-FF-L	3/4" x 3/4" x 60"	3.70
CWH-S-AF-L	5/8" x 3/4" x 12"	0.50
CWH-S-AF-L	5/8" x 3/4" x 15"	0.70
CWH-S-AF-L	5/8" x 3/4" x 18"	0.90
CWH-S-AF-L	5/8" x 3/4" x 24"	1.20
CWH-S-AF-L	7/8" x 3/4" x 12"	0.60
CWH-S-AF-L	7/8" x 3/4" x 15"	0.80
CWH-S-AF-L	7/8" x 3/4" x 18"	1.00
CWH-S-AF-L	7/8" x 3/4" x 24"	1.40
CWH-S-AF-L	7/8" x 3/4" x 48"	3.00
CWH-S-AA-L	7/8" x 7/8" x 12"	0.80
CWH-S-AA-L	7/8" x 7/8" x 15"	1.00
CWH-S-AA-L	7/8" x 7/8" x 18"	1.20
CWH-S-AA-L	7/8" x 7/8" x 24"	1.60
CWH-S-FM-L	3/4" x 3/4" x 12"	0.50
CWH-S-FM-L	3/4" x 3/4" x 15"	0.70
CWH-S-FM-L	3/4" x 3/4" x 18"	0.90
CWH-S-FM-L	3/4" x 3/4" x 24"	1.30
CWH-S-AM-L	7/8" x 3/4" x 12"	0.60
CWH-S-AM-L	7/8" x 3/4" x 15"	0.80
CWH-S-AM-L	7/8" x 3/4" x 18"	1.00
CWH-S-AM-L	7/8" x 3/4" x 24"	1.30



Water Safety & Flow Control Products

USA: 815 Chestnut St., No. Andover, MA 01845-6098; www.watts.com
 Canada: 5435 North Service Rd., Burlington, ONT. L7L 5H7; www.wattscanada.ca