



DESCRIPTION

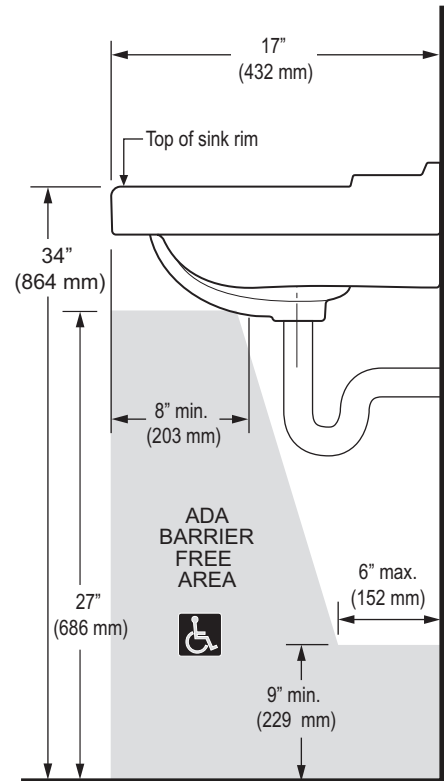
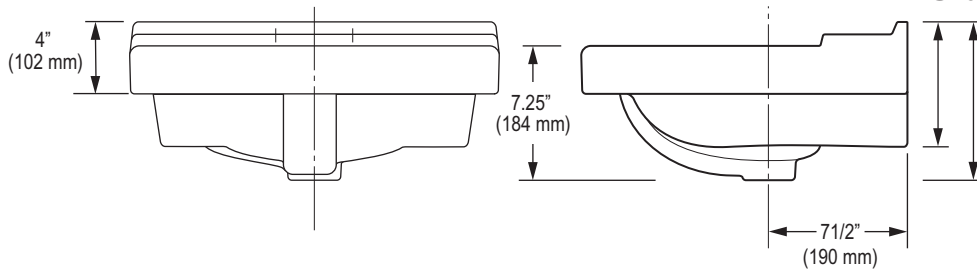
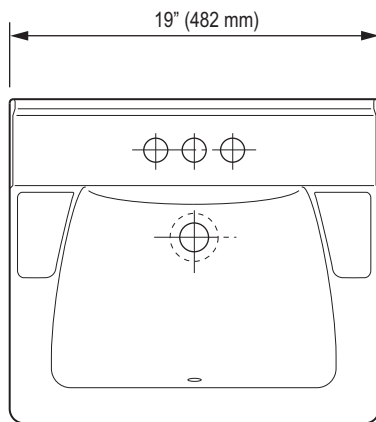
Complete vitreous china lavatory
 Model SS-3000



SPECIFICATIONS

Lavatory

- White vitreous china
- Wall mount
- Hanging hardware
- 4" (10.2 cm) centers
- Overflow
- 1 3/4" drain
- ADA compliant when mounted with deck at 34" from finished floor. See illustration for recommended ADA installation
- 19" (482 mm) x 17" (432 mm)
- Carrier not included
- Compatible with:
 Jay R. Smith-hanger plate type carrier 0800 or equal
 Josam-hanger plate type carrier 17550/17560 or equal
 Josam series 17380 exposed arm carrier or equal
 Watts CA-421 plate type carrier or equal



Product Specification

Sink shall be made of vitreous china with a 1 3/4" drain. Sink shall be wall mounted. Sink shall have an overflow. Sink shall be Sloan Model SS-3000.

Important: Fixture dimensions are nominal and may vary slightly from drawings.

| This space for Architect/Engineer approval | |
|--|----------|
| Job Name | Date |
| Model Specified | Quantity |
| Variations Specified | |
| Customer/Wholesaler | |
| Contractor | |
| Architect | |

The information contained in this document is subject to change without notice.



Sloan Valve Company is buying renewable energy certificates to meet 100% of the company's purchased electricity use at its Franklin Park, Illinois facility.

SLOAN®

Air Delights, Inc.
 9974 SW Arctic Dr.
 beaverton, Or. 97005
 Phone: 1-800-440-5556 or
 1-503-352-1201
 Fax: 1-503-643-8224
 www.airdelights.com
 Copyright © 2009 Sloan Valve Company
 07/09 Rev. 0