

ThinAir® HAND DRYER



MODELS: TA - ABS -VOLTAGE (See Chart)



TA-ABS
White Polymer (ABS)



PERFORMANCE

- A. Dry Time: 15 Seconds*
- B. Wattage: 960 Watts; as low as 333 Watts (without heat).
- C. Certifications:



RoHS



CONSTRUCTION

- A. All covers will be fastened to a base plate by one chrome plated tamper-proof bolt.
The cover shall be composed of:
ABS – White polymer with SanaFor® antimicrobial additive.
- B. Base plate shall be equipped with (3) 7/8" (22 mm) diameter knockout located on the right side and suitable for use with surface conduit.
- C. All internal parts shall be coated according to Underwriters' Laboratories, Inc. requirements.
- D. Entire mechanism shall be internally grounded, per UL requirements.
- E. Accessories (optional)
MICROBAN® Antimicrobial Wall Guards:
89W (White), 89B (Black), 89S (Stainless)

MECHANISM

- A. Motor shall be a thermally protected, series commutated, through-flow discharge vacuum motor/blower (~½ hp / high-30,000 rpm, low-20,000 rpm) which provides air velocity of up to 16,000 LFM (linear feet per minute) at the air outlet.
- B. Heating element (550 W) is constructed of Nichrome wire and mounted inside the blower housing behind air baffle, thereby being vandal resistant. It shall be protected by an automatic resetting thermostat, which shall open whenever air flow is cut off and shall close when flow of air is resumed. It shall produce an air temperature of up to 141°F (61°C) at a 72°F (22°C) ambient room temperature at the outlet and 101°F (38°C) at the hands (4 inches [102 mm] below air outlet).
- C. Control assembly is activated by an infrared optical sensor located next to the air outlet. The dryer shall operate as long as hands are under the air outlet. Control includes a motor speed control mechanism, 3 power settings for the heater and a filter sensor, which is activated should the air intake become clogged. There is a 35-second lockout feature if hands are not removed.

LIMITED WARRANTY

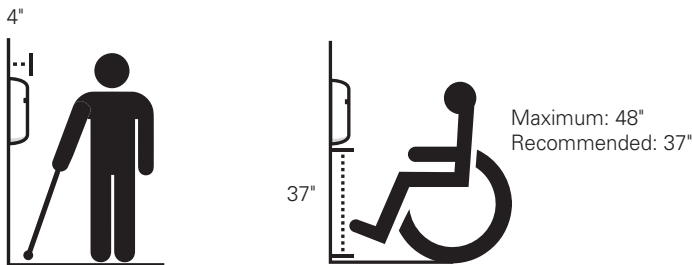
The dryer shall be guaranteed to be free from defects for a period of five (5) years. Warranty shall include labor performed at factory as well as the repair or exchange of defective parts, at manufacturer's option.

QUANTITY RECOMMENDATIONS

One dryer for every two washbasins is sufficient for most applications. If restroom traffic is unusually heavy, we suggest one dryer per washbasin in small installations and two dryers for every three washbasins in larger installations. When a 54" washfountain is used, we suggest four to five dryers.

ADA COMPLIANCE

ADA guidelines state that fixtures mounted above 27" must not protrude more than 4" from the wall.



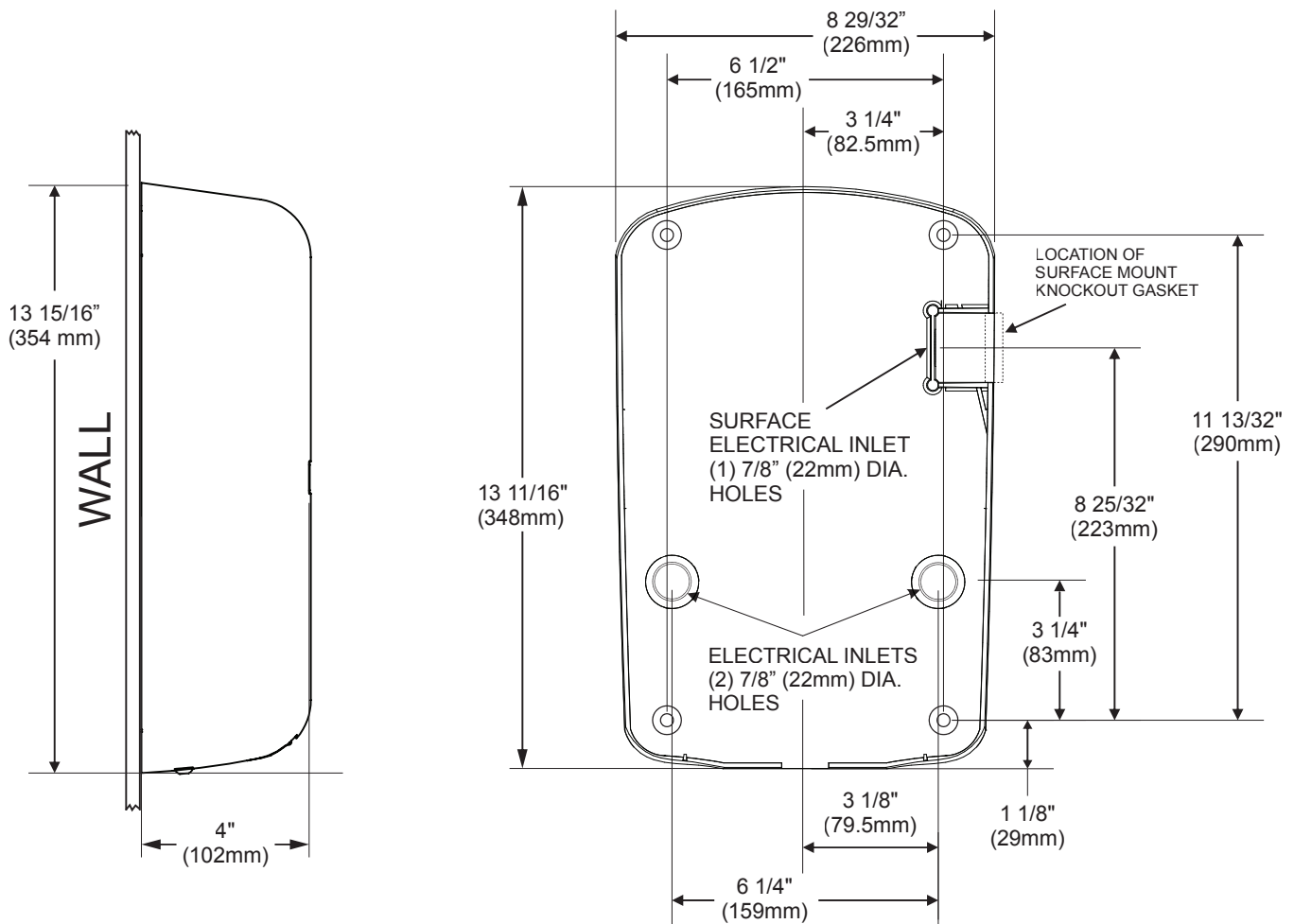
FOR ARCHITECT/ENGINEER APPROVAL

Job Name	Date
Model Specified	Quantity
Voltage Specified	
Customer/Wholesaler	
Contractor	
Architect	

ThinAir® HAND DRYER



MODELS: TA - ABS -VOLTAGE (See Chart)



COVER
(Side View)

BASE PLATE
(Front View)

OVERALL DIMENSIONS

Width: 9 5/32" (233 mm) Height: 13 15/16" (354 mm) Depth: 4" (102 mm)

WEIGHT

TA-ABS: 8 lbs. (3.6 kgs.)

ELECTRICAL

Units are Single Phase; 960 Watts or as low as 333 Watts (without heat) and available as specified in:

110-120V	8A	60 Hz	
208-240V	4A	50/60 Hz	
230V	3.9A	50 Hz	

ACTIVATION

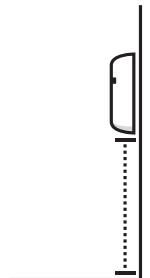
Automatic Sensor Activated

MOUNTING

Surface-Mounted

SUGGESTED MOUNTING HEIGHTS
from floor to bottom of dryer:

Men	45" (114 cm)
Women	43" (109 cm)
Teenagers	41" (104 cm)
Small Children	35" (89 cm)
Handicapped	37" (94 cm)



*Dry time based on third party testing performed by SGS International on standard Thin Air hand dryer to 0.2g or less of residual moisture.