

**LKDC Series Classroom/Institutional Single Handle Faucet
Model LKDC2088****FEATURES****Model LKDC2088**

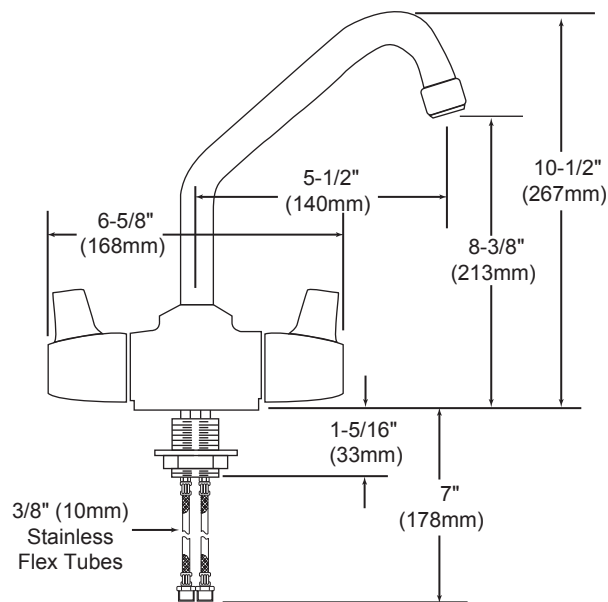
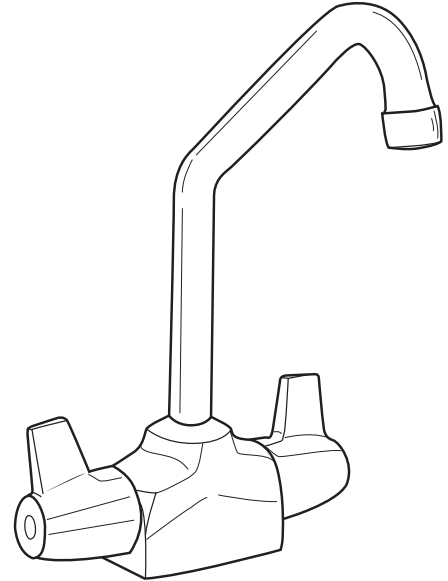
- Single hole top mount installation
 - 1-1/2" (38mm) faucet hole required
 - Maximum countertop thickness 7/8" (22mm)
- Dual handle faucet
- Rigid spout, overall height 10-1/2" (267mm)
- High polished, chrome plated finish
- 3/8" (10mm) compression stainless steel flex hoses
- Removable ceramic disc cartridge
- Ship Wt. 5 lbs. (2.3Kg)
- Maximum flow rate
 - 2.5 GPM/9.5 L/min at 80 P.S.I.G.
 - 2.2 GPM/8.3 L/min at 60 P.S.I.G.

WARRANTY

- Limited Lifetime

COMPLIES WITH:

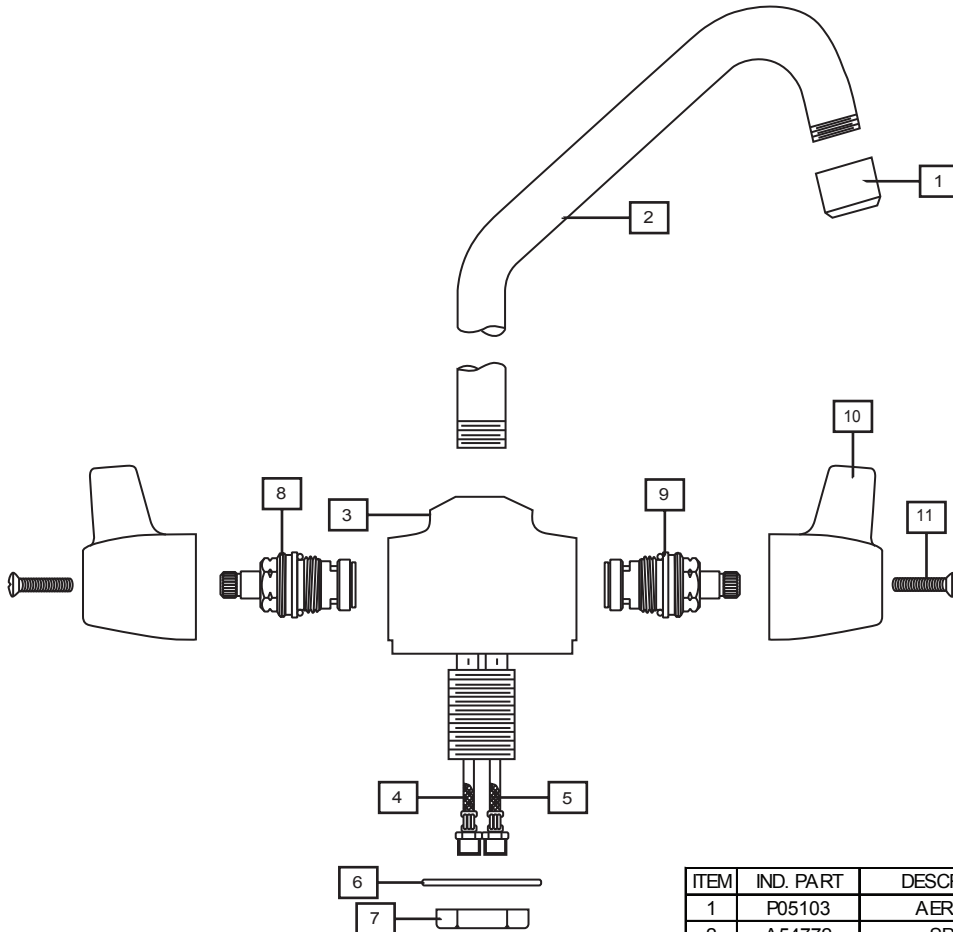
- ADA
- ANSI/NSF61 - Certified
- ASME 112.18.1/CSA B125.1
- CA AB1953/VT S152



SEE OTHER SIDE FOR REPLACEMENT PARTS

LKDC Series Classroom/Institutional Single Handle Faucet Model LKDC2088

*Parts ending in NL effective
10/1/2009. Prior to 10/1/2009
order part less NL suffix.



ITEM	IND. PART	DESCRIPTION
1	P05103	AERATOR
2	A54772	SPOUT
3	A74989NL	BODY
4	A53901NL	FLEX HOSE
5	A53902NL	FLEX HOSE
6	A51334	WASHER
7	A51289	HOLD DOWN NUT
8	P29122NL	LH CARTRIDGE
9	P29121NL	RH CARTRIDGE
10	A74921	HANDLE
11	P36120	SCREW