

- Bright Polished Stainless Steel
- Surface-Mounted
- Vandal-Resistant Escutcheons

### Product Materials

**UNITS:** No. 8 bright polished stainless steel.

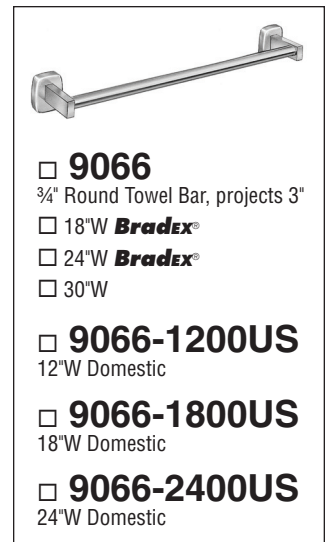
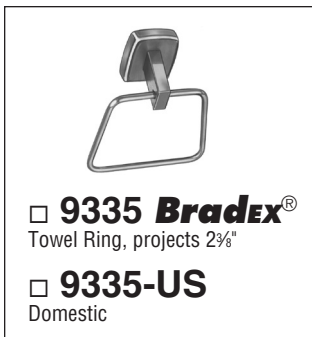
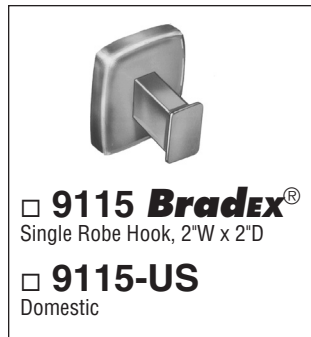



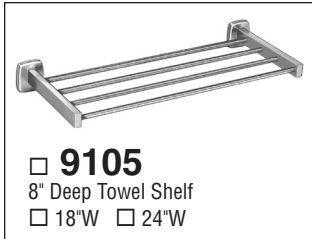
**ESCUTCHEONS:** 2"W x 2"H, where applicable, unless otherwise indicated.

### Installation

Verify all rough-in dimensions prior to installation. Secure mounting bracket to wall with screws (included) at holes provided. With escutcheon set screw on the bottom, align top end of escutcheon interior to top of wall bracket. Pivot escutcheon plate(s) down into position and tighten concealed set screw to lock unit in place.

### Guide Specification

Surface-mounted accessory shall be fabricated of heavy gauge No. 8 bright polished stainless steel.



**Washroom Accessories**  
Document No. 8900

Orders composed of products indicated as **Bradex**<sup>®</sup> will be available to ship in three days after receipt of order at the factory. There is no pricing penalty for this service from Bradley. This information is subject to change without notice.

Always consult local and national codes for proper installation guidelines. Conformity and compliance to local and national codes is the responsibility of the installer.