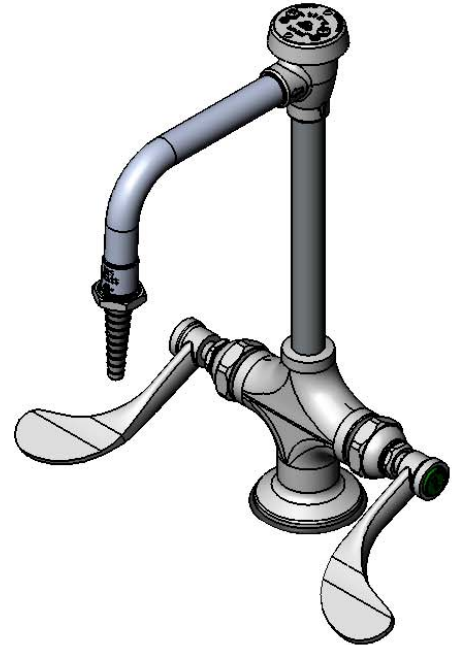
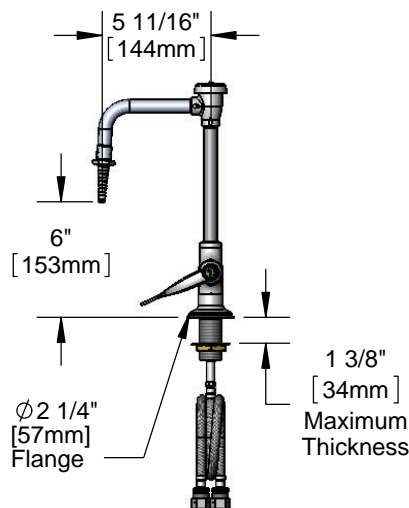
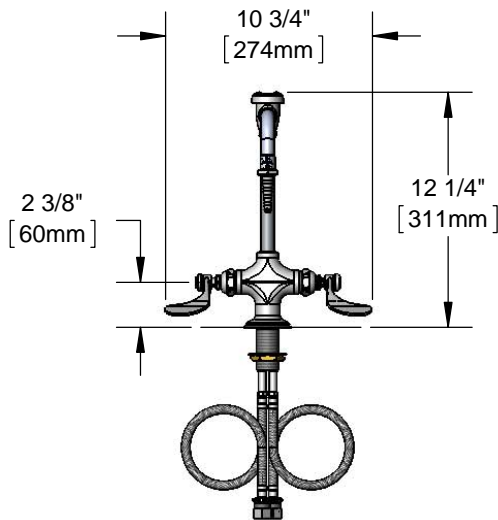




Architect/Engineering Specifications:

Single hole deck mount mixing faucet with polished chrome plated brass body, polished chrome plated rigid nozzle with vacuum breaker and serrated tip outlet, compression cartridges, 4" wrist action handles and 18" flexible stainless steel supply hoses with 1/2" NPSM / 5/8" compression connections. ASME A112.18.1 / CSA B125.1 and ASSE 1001. Meets ADA ANSI/ICC A117.1 requirements.

Job Name _____
 Model Specified _____ Quantity _____
 Variations Specified _____
 Date _____



Features & Benefits:

- Single hole deck mount mixing faucet w/ polished chrome plated brass body
- Polished chrome plated rigid nozzle w/ vacuum breaker & serrated tip outlet
- Eterna compression cartridges
- 4" wrist action handles w/ color coded indexes
- 18" flexible stainless steel supply hoses with 1/2" NPSM / 5/8" compression connections
- Material: Polished chrome plated brass body & tubular spout, polished chrome metal handles

Product Compliance:

- ASME A112.18.1 / CSA B125.1
- NSF 61 Exempt (Non-Potable)
- ASSE 1001 (VB)
- ANSI A117.1 (ADA)

Warranty: One Year (Limited)

Performance Data:

- Pressure: 20 - 125 psi
- Temperature: 40 °F - 140 °F
- Flow Rate: 4.47 GPM @ 60 psi



Optional Handles

- ☐ 4" Wrist Action (Standard)
- ☐ Lever
- ☐ 4-Arm

Optional Cartridges

- ☐ Quarter Turn Cerama
- ☐ Eterna (Standard)
- ☐ Quarter Turn Eterna

