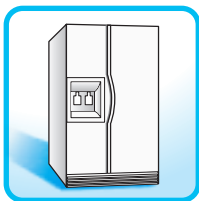


BRITA® REFRIGERATOR FILTER FIT GUIDE

Follow this checklist to see which Brita® filter is right for your refrigerator.

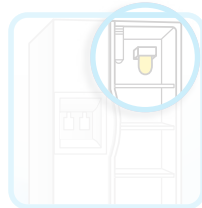
1 DETERMINE Refrigerator Type.

Brita® filters work only with refrigerators that have side-by-side doors. (They do not work with refrigerators with three doors or freezer-on-top refrigerators).

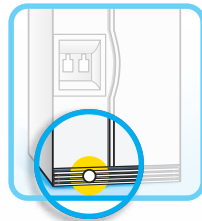


2 LOCATE Filter.

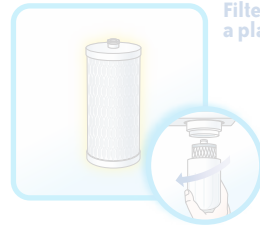
Brita® filters only replace filters that are located in either the upper right corner or in the lower front grille.



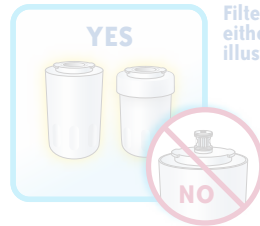
OR



3 CONFIRM Filter Shape.



Filter is housed in a plastic cup.



Filter looks like either of these illustrated models.

4 GET BRITA®

See replacement chart on back to confirm your choice.



Brita® refrigerator filter replacement for:

- Frigidaire®
- Kenmore®



Brita® refrigerator filter replacement for:

- GE®
- Hotpoint®
- Kenmore®



Brita® refrigerator filter replacement for:

- Whirlpool®
- KitchenAid®
- Kenmore®

Filter should twist to install. (Brita® filters do not work with refrigerators with a push-button removal system.)